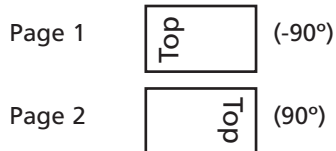


Business Card Check List

Make your PDF using our Acrobat Distiller options. For more information refer to our pdf specifications. Double sided postcards need to be a two page pdf or two separate pdf documents clearly labeled in a manner that groups them together. For vertical cards please rotate 90°, so that the card is positioned in a horizontal position. If the vertical card is double sided, one page of the document should be rotated 90° and the other should be rotated -90°. Please take a look at the diagram below for clarity. This kind of rotation will need to be done exactly this way or the card will not line up properly.



Your PDF file should be 3.625" x 2.125". This is the size of the document including bleed.

No text should be closer than 0.187" from the edge of the document. *This distance was calculated by adding the 1/16" for bleed plus 1/8" for distance from the actual edge of the page after trimming.*

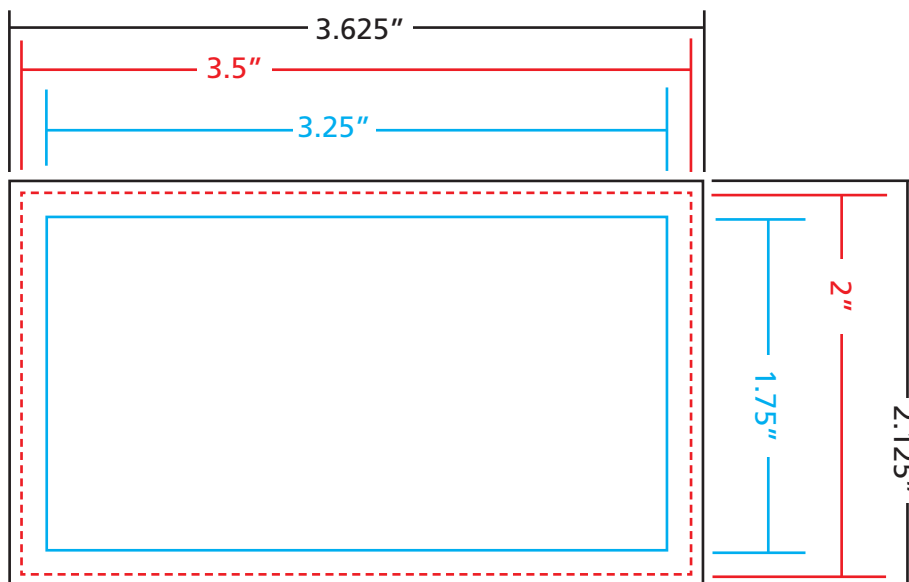
All images should be 300 dpi at size and CMYK.

All fonts are embedded in the document.




Always view your PDF before sending to ensure correctness.

Business Card Specifications

Please follow these specifications for designing a business card.



KEY

-  This is where the document will be trimmed down to.
-  All text and images (that do not bleed) should be within this box.
-  Document edge if document is bleeding color should come out to this point.