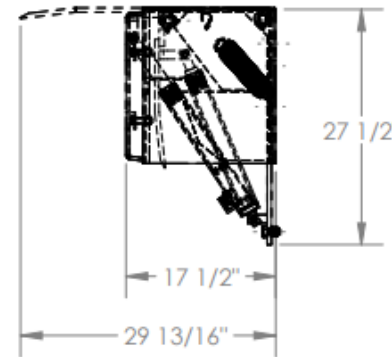
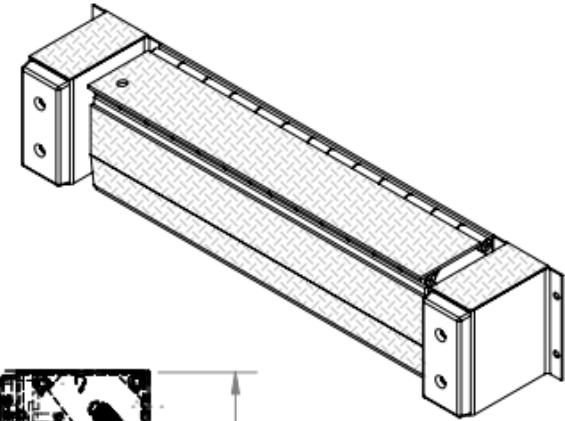
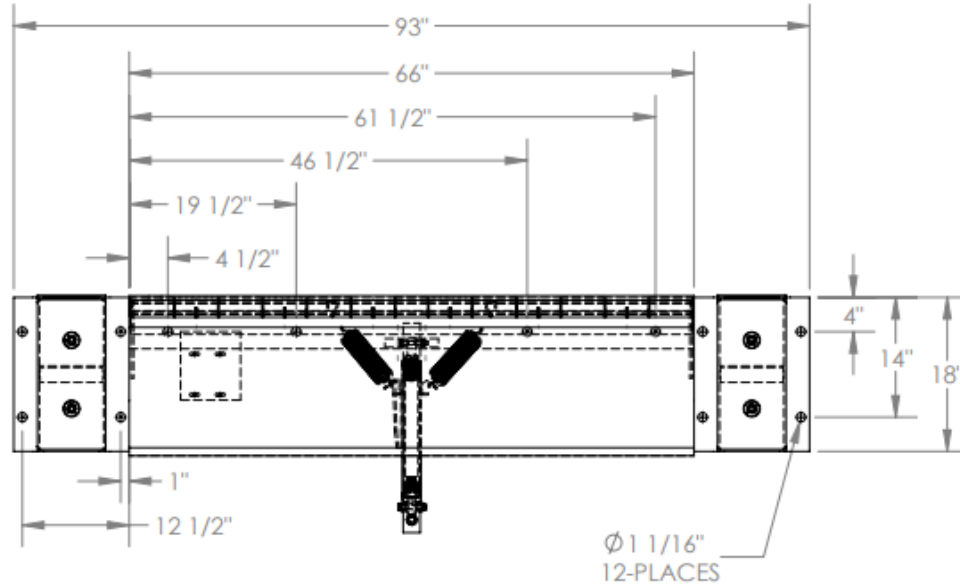


# EDGE-O-DOCKLEVELER - PE-3066

APPROX WEIGHT: 644.13 lbs.  
DOES NOT INCLUDE WEIGHT OF POWER OR PACKAGING!!!

\*\*\* ANY ADDITIONS, DELETIONS, OR OMISSIONS MUST BE CORRECTED ON THIS DRAWING AS THIS DRAWING WILL BE CONSIDERED ALL INCLUSIVE \*\*\*  
ALL GRAPHICS PROVIDED ARE FOR REFERENCE ONLY. IF CERTAIN DIMENSIONS ARE CRITICAL PLEASE VERIFY THOSE DIMENSIONS WITH YOUR SALESPERSON



## STANDARD FEATURES

MODEL NUMBER IS PE-3066  
OVERALL WIDTH IS 93"  
DECK WIDTH IS 66"  
OVERALL DEPTH WITH RAMP OUT IS 29 13/16"  
BUMPER PROJECTION IS 17 1/2"  
UNIFORM CAPACITY IS 30,000 lbs.  
5" ABOVE / 5" BELOW SERVICE RANGE  
RECOMMENDED FOR DOCKS AT LEAST 48" HIGH.  
UNIT COMES WITH MOTOR, PUMP, CONTROL BOX,  
CYLINDER, HYDRAULIC LINES AND OIL.  
TREADPLATE RAMP & DECK CONSTRUCTION

## SPECIAL FEATURES

NONE

## PLEASE CIRCLE SPECIFICATIONS:

POWER	AC	HAND PUMP
MOTOR VOLTAGE	115	208 230 460
DEDICATED CIRCUIT REQUIRED		
MOTOR PHASE	SINGLE	THREE
CONTROL	HAND	* FOOT

\* AVAILABLE AT ADDITIONAL COST

DIMENSION TOLERANCE  $\pm 1/4"$

APPROVAL

I, THE UNDERSIGNED, AGREE THAT THE PRODUCT AS REPRESENTED SATISFIES DESIGN AND DIMENSION REQUIREMENTS. I ALSO ACKNOWLEDGE MY DUTY TO CONFIRM PRODUCT AND INSTALLATION COMPLIANCE WITH ALL APPLICABLE FEDERAL, STATE AND LOCAL REGULATIONS AND STANDARDS.

**ANY MODIFIED UNITS ARE NON-RETURNABLE**

As drawn     As marked

Signed: \_\_\_\_\_ Date: \_\_\_\_\_

Printed Name: \_\_\_\_\_

LEAD TIME WILL START UPON RECEIPT OF SIGNED APPROVAL DRAWING

DISTRIBUTOR'S NAME:		P.O.#
		X
		W.O.#
		X
DRAWN BY:	M.WILSON	DATE:
		12/19/2012
REFERENCE:	X	SCALE: 1:20
		FILE NAME:
QUOTED LEAD TIME:	X	QUOTE #
		X
		06-007-010