

# PREMIUM TRUCK SCISSOR DOCK LIFT - WL-100-5-610

\*\*\*ANY ADDITIONS, DELETIONS, OR OMISSIONS MUST BE CORRECTED ON THIS DRAWING AS THIS DRAWING WILL BE CONSIDERED ALL INCLUSIVE\*\*\*  
 ALL GRAPHICS PROVIDED ARE FOR REFERENCE ONLY. IF CERTAIN DIMENSIONS ARE CRITICAL PLEASE VERIFY THOSE DIMENSIONS WITH YOUR SALESPERSON

## STANDARD FEATURES

MODEL NUMBER: WL-100-5-610  
 UNIT TO BE MOUNTED: AT SURFACE OR IN PIT (CIRCLE ONE)  
 CAPACITY (EVENLY DISTRIBUTED): 5,000 LBS  
 OVERALL PLATFORM SIZE: (72" X 120")  
 RAISED HEIGHT 68" ± 2"  
 LOWERED HEIGHT: 8"  
 REMOVABLE HANDRAILS AND 4" NON-REMOVABLE TOE BOARDS 45" HT W/ 21" MID-RAIL  
 TRUCK BRIDGE IS 72" W X 18" L AT ROLLER END W/ CHAINS & HANDLES  
 FRAME SIZE IS: 62" W X 118" L  
 SHIPPING WT APPROX: 3500 LBS ± 6 1/2 HP POWER UNIT (SEE BOTTOM OF PAGE)

W/ 8' OF HYDRAULIC HOSE  
 -HAND-HELD CONTROL ON A 4'-20' COIL CORD

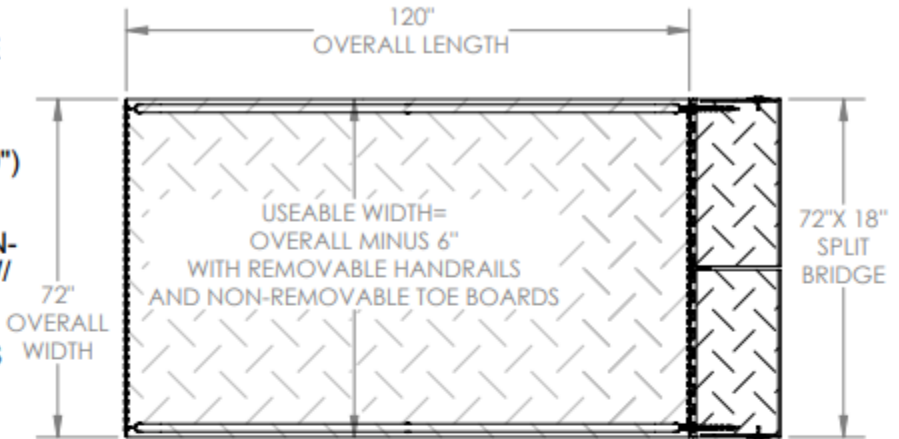
REFER TO THE UNIT'S ELECTRICAL DIAGRAM FOR ELECTRICAL SERVICE REQUIREMENTS  
 -INSTALL TO MEET ALL APPLICABLE STATE & LOCAL

CODES FOR YOUR AREA!  
 5" BEVELED TOE GUARD  
 ARCHITECTURAL REVIEW FOR CORRECTNESS OF PIT AND FOR COMPLIANCE TO LOCAL AND STATE CODES IS RECOMMENDED.

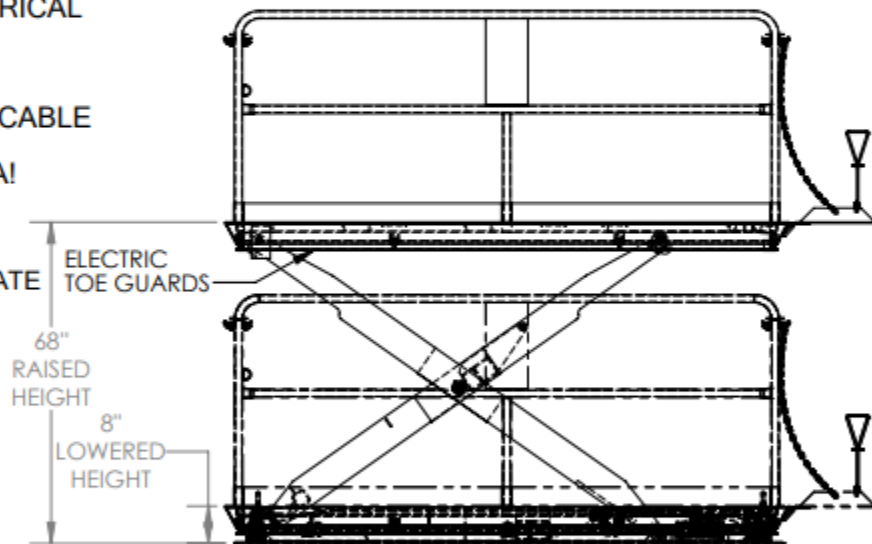
DIMENSION TOLERANCE ± 1/4"

## SPECIAL FEATURES

NONE



\*\* STANDARD UNIT NOT INTENDED FOR SIDE CROSS LOAD \*\*



SAFETY MAINTENANCE PROPS

FOR INTERNAL USE ONLY PROJECT SIGN OFF	
SALES	
ENG.	
FAB.	
POWER	

HYDRAULIC UNIT OVERALL DIMENSIONS 14"W x 33"L x 31"H (COMES W/ 8FT HOSE)

APPROVAL

I, THE UNDERSIGNED, AGREE THAT THE PRODUCT AS REPRESENTED SATISFIES DESIGN AND DIMENSION REQUIREMENTS. I ALSO ACKNOWLEDGE MY DUTY TO CONFIRM PRODUCT AND INSTALLATION COMPLIANCE WITH ALL APPLICABLE FEDERAL, STATE AND LOCAL REGULATIONS AND STANDARDS.

**ANY MODIFIED UNITS ARE NON-RETURNABLE**

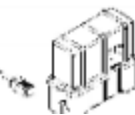
[ ] As drawn [ ] As marked

Signed: \_\_\_\_\_ Date: \_\_\_\_\_

Printed Name: \_\_\_\_\_

LEAD TIME WILL START UPON RECEIPT OF SIGNED APPROVAL DRAWING

POWER	AC	<del>DC (12V)</del>	<del>AIR/OIL</del>
MOTOR VOLTAGE	115	208	230 460
DEDICATED CIRCUIT REQUIRED 60Hz			
MOTOR PHASE	<del>SINGLE</del>	THREE	
CONTROL	HAND	<del>FOOT</del>	



DISTRIBUTOR'S NAME:		P.O.#
		X
		W.O.#
		X
DRAWN BY: DLS	DATE: 8/1/2016	SALES: X
REFERENCE: X	SCALE: 1:36	FILE NAME:
QUOTED LEAD TIME: X	QUOTE # X	05-007-304