



Steel Guard



A COMPLETE LINE OF STEEL

Doors to protect your home and family.

The LARSON® line of security products was developed to offer security and curb appeal in one.

STEEL STORM DOORS pages 4–5

The heaviest duty storm doors on the market today, made of steel and built to last.

SECURITY SCREEN & STORM DOORS pages 6–7

Self-storing glass and stainless steel screen mesh designed for enhanced durability and security.

SECURITY STORM DOORS pages 8–11

Built with full glass; includes interchangeable fiberglass screen, designed for beauty and function.

SECURITY SCREEN page 12

Solid tubular steel construction combined with steel mesh makes this door one of the strongest screen doors on the market.

Look for the **Quick Reference** icons



UNSURPASSED STRENGTH

A comprehensive mix of steel doors built with durable features for added peace of mind.

THE FRAME

Fully welded 16 gauge 1" x 2" tubular steel frame construction offers quality and strength.



THE HINGES

Seven inch steel hinges using 1/8" thick steel with brass bushings are preattached and designed for heavy use.



THE MOUNTING RAILS

Heavy duty mounting rails with added weather stripping provide structural integrity.



THE FINISH

Seven-stage powdercoat system with zinc phosphate primer coat.



THE VAULT PIN

A steel vault pin closes into door frame to eliminate forced entry through hinge side.



THE CLOSER

Heavy duty pneumatic closer and wind chain included.



THE GLASS

Tempered safety glass wrapped in a powder coated aluminum frame and added weatherstripping for a tight seal.


STEEL Storm Doors



- Heavy-duty 1" x 2", 16-gauge steel frame
- Three 7" steel hinges
- Interchangeable tempered safety glass and fiberglass insect screen
- Reinforced steel kick panel (select models)
- Anti-Removal System with vault pin behind hinge for extra security
- Durable pneumatic closer and wind chain
- Aluminum mounting rails with full weatherstrip
- Powder coated maintenance free finish

HANDLE SELECTION

Universal Lockset with Deadbolt and Pick Guard



COLOR SELECTION

STANDARD	SPECKLED
Black	Clay Pot
White	Java
Bronze	Jade
Desert Beige	Pearl
Pasta	Speckled Bronze
Sandle	

SIZE GUIDE SPECIFY HINGING

	WIDTHS	HEIGHTS
STANDARD	32", 36"	79 3/4" - 81"
CUSTOM	range varies by model	

UPGRADES varies by model

- Aluminum Screen
- Steel Screen
- Copper Screen
- Tinted Glass
- Pet Screen
- French Doors

Fiberglass Screen

FIXED GLASS
Interchangeable Screen

HANDLE SET
included

DOUBLE KEYED CYLINDER
available

FULL-VIEW SERIES



Picture Glass & Screen
981100



One Lite Glass & Screen
987280



Self-Storing
987300

NATURE SERIES




Aspen
981142



Pine Cone
981144



Cattail
981145



VICTORIAN SERIES



Grand Era
985125



Estate
985115



CRAFTSMAN SERIES



Town Square
980175



River Bend
980178




Provincial
987500

SECURITY Screen and Storm



- Heavy-duty 1"x2", 16-gauge steel frame
- Three 7-inch steel hinges
- Stainless steel screen with two 90° bends for added strength
- Self-storing tempered safety glass
- Anti-Removal System with vault pin behind hinge for extra security
- Durable pneumatic closer and wind chain
- Aluminum mounting rails with full weatherstrip
- Powder coated maintenance free finish
- Reinforced lock box accepts most standard deadbolts and knobs: **sold separately**

COLOR SELECTION		SIZE GUIDE SPECIFY HINGING	
STANDARD	SPECKLED		
Black	Clay Pot		
White	Java		
Bronze	Jade		
Desert Beige	Pearl		
Pasta	Speckled		
Sandle	Bronze		
		UPGRADES varies by model	
		<ul style="list-style-type: none"> • Mail Slots • French Doors 	



FUSION SERIES



Sonoma
986800



Bradford
986880



Amesbury
986823



Barrington
986818



Somerset
986801


SECURITY Storm



- Heavy-duty 1" x 2", 16-gauge steel frame
- Three 7-inch steel hinges
- Interchangeable tempered safety glass and fiberglass insect screen
- Anti-Removal System with vault pin behind hinge for extra security
- Durable pneumatic closer and wind chain
- Aluminum mounting rails with full weatherstrip
- Powder coated maintenance free finish

HANDLE SELECTION

Universal Lockset with Deadbolt and Pick Guard



COLOR SELECTION

STANDARD	SPECKLED
Black	Clay Pot
White	Java
Bronze	Jade
Desert Beige	Pearl
Pasta	Speckled Bronze
Sandle	

SIZE GUIDE SPECIFY HINGING

	WIDTHS	HEIGHTS
STANDARD*	32", 36"	79 3/4" – 81"
CUSTOM	range varies by model	

UPGRADES varies by model

- Aluminum Screen
- Copper Screen
- Tinted Glass
- Self-Storing Glass
- Mail Slot
- Pet Screen
- French Doors

* Old World and Southwestern Series available 36" only

FIXED GLASS
Interchangeable Screen

Fiberglass Screen

Steel Bars

HANDLE SET
included

DOUBLE KEYED CYLINDER
available

OLD WORLD SERIES



Belleza
982128



Palazzo
982147

SOUTHWESTERN



Dakota
983130

TRADITIONAL SERIES



Bird-of-Paradise
984102



Clearwater
984101



Simplicity
984122



Autumn Leaf
984103



Tapestry
984108



Marquis
984109

DESIGNER SERIES



Silhouette
980118



Divided Lite
980123



SECURITY Storm



- Heavy-duty 1" x 2", 16-gauge steel frame
- Two steel hinges
- Tempered safety glass
- Anti-Removal System with vault pin behind hinge
- Heavy duty pneumatic closer and windchain
- Reinforced lock box accepts most standard deadbolts and knobs: **sold separately**

GUARDSMAN SERIES



920-20
Courtyard



920-21
Garden View

COLOR SELECTION	
STANDARD	SPECKLED
Black	Clay Pot
White	Java
Bronze	Jade
Desert Beige	Pearl
Pasta	Speckled
Sandle	Bronze

SIZE GUIDE		
	WIDTHS	HEIGHTS
STANDARD	32", 34" 36"	80" – 81"
CUSTOM*	30" to 36"	78" to 96"

*Specify hinge side as viewed from outside



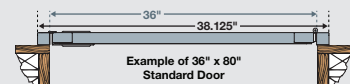
- Heavy-duty steel construction
- One-way screws and tamper resistant hinges
- Steel mesh screen and reinforced bars
- Powder coated maintenance free finish
- Heavy duty pneumatic closer
- Reinforced lock box accepts most standard deadbolts and knobs: **sold separately**



Arches
921-23

Measuring Guide

Tube steel hinge and latch rails for surface mounting.



Example of 36" x 80"
Standard Door

COLOR SELECTION		
Black	White	Almond

	SIZE GUIDE	
	WIDTHS	HEIGHTS
STANDARD	32", 36"	80" – 81"
CUSTOM*	28" – 42"	76" – 96"

*Specify hinge side as viewed from outside
French Door available



Security Screen



- Heavy-duty 1" x 2", 16-gauge steel frame
- Three 7" steel hinges
- Reinforced steel kick panel
- Stainless steel mesh screen
- Anti-Removal System with vault pin behind hinge
- Durable pneumatic closer and wind chain
- Aluminum mounting rails with full weatherstrip
- Powder coated maintenance free finish

HANDLE SELECTION

Universal Lockset with Deadbolt and Pick Guard



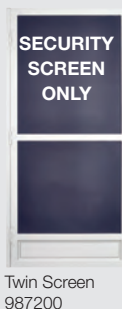
Brass



Brushed Nickel



Aged Bronze



Twin Screen
987200

COLOR SELECTION

STANDARD	SPECKLED
Black	Clay Pot
White	Java
Bronze	Jade
Desert Beige	Pearl
Pasta	Speckled
Sandle	Bronze

SIZE GUIDE SPECIFY HINGING

	WIDTHS	HEIGHTS
STANDARD	32", 36"	79¾" – 81"
CUSTOM	27" to 36"	76" to 96"

French Doors Available



AN ADDED LAYER OF EXTRA

PROTECTION

VERSATILE FOR MANY APPLICATIONS



COLOR: Black

FOLDING GATE

- Sturdy construction; reinforced rivets
- Hinged to allow the gate to swing out
- Accepts padlocks
- Baked-on powder coat finish

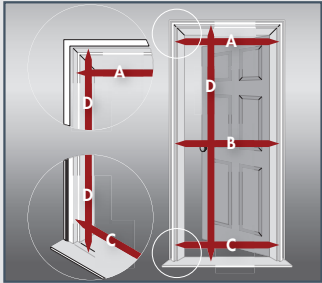
ADJUSTS TO OPENINGS: up to 52" wide, 79" high

HOW TO MEASURE

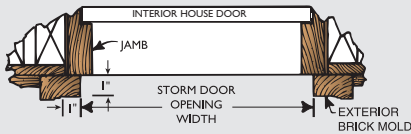
FOR YOUR NEW STEEL DOOR

Standard Door Sizes	Opening Width
32" x 80"	31 ⁷ / ₈ " to 32 ³ / ₈ "
36" x 80"	35 ⁷ / ₈ " to 36 ³ / ₈ "
	Opening Height
	79 ³ / ₄ " to 81"

Ask about Double Doors



TOP VIEW



1" wide by 1" deep mounting surface recommended to properly install LARSON® Storm Doors (not required for Arches).



Specify hinge side when ordering.
Doors are prehung with hinge-side mounting rail pre-attached to door frame. Indicate left-hinge or right-hinge application when ordering.



A complete color selection to complement your home.


STANDARD



Black



White



Bronze



Desert Beige



Pasta



Sandle

SPECKLED



Clay Pot



Java



Jade



Pearl



Speckled Bronze



™ Trademark, LARSON Manufacturing Company, Brookings, SD, U.S.A. © 2016 Larson Manufacturing Company. Printed in the U.S.A. LARSON reserves the right to alter or discontinue any model, specification, warranty or price without notice. Door colors shown are approximate; actual color may vary. 0951857 10.2016