


# Assembly Details - Side & Cabinet Basket

## Whats in the box

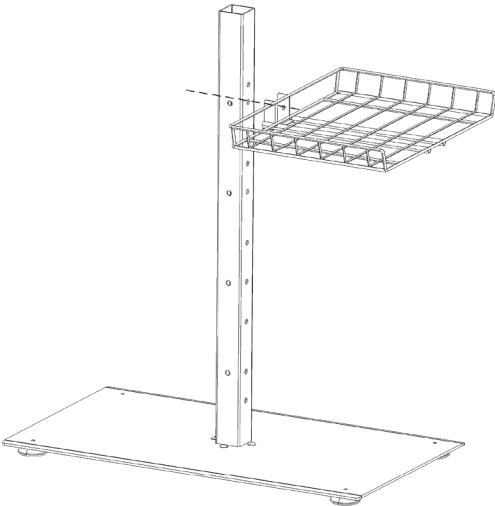
- Side Basket
- x1 3/8-16 bolt and nut



Whether installing the side baskets for the outside or inside of the cabinets the mounting process is the same.

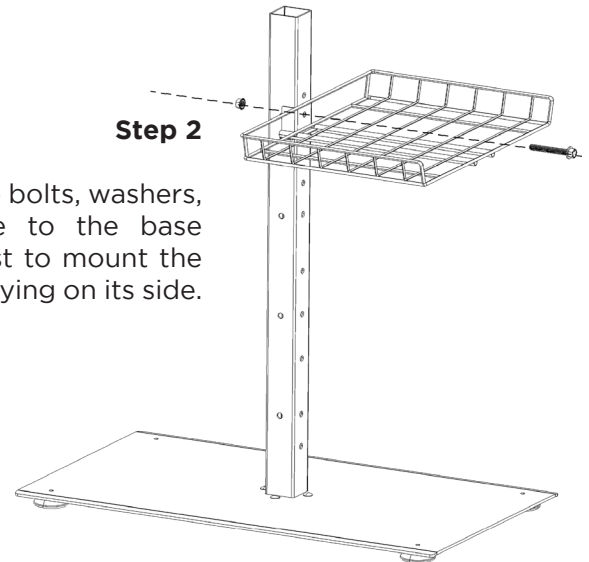
## Step 1

Slide the pole assembly through the bottom of the base making sure the bend sides on the base are facing down.

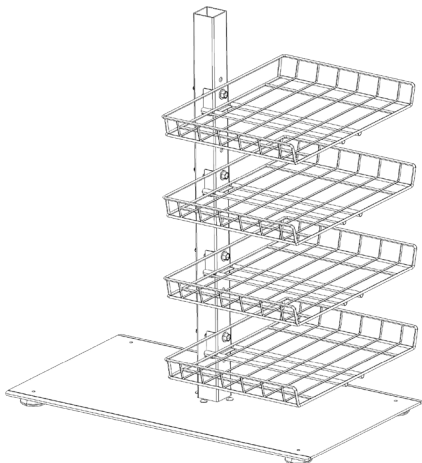


## Step 2

Using the x4 1/4-20 carriage bolts, washers, and nuts secure the pole to the base platform. It is usually easiest to mount the pole while the assembly is laying on its side.



## Side Baskets without Cabinet



## Side Baskets with Cabinet

