

UNIVERSAL
ROCKS
SO REAL, SO LIGHT, SO EASY

Create your own Resort Style Garden & Pool with a Light-weight, Easy to Install Water Feature

Disclaimer:

This brochure provides information relating to the Universal Rocks product range.

We have taken our best endeavors to ensure that the information contained in this brochure is current and accurate at the date of publication.

Universal Rocks reserves the right to change, add or delete products and prices from its range at any time, without notice, and is in no way obligated by inclusion in this brochure.

Due to the nature of manufacture and the use of natural oxides, customers can expect some variation in color, size, weight and volume of any product when compared with the data presented in this brochure. Such variations are within manufacture tolerances and in no way reflect an inferior product. Please note all products are hand colored and therefore colors WILL vary from product to product. It may change slightly over time.

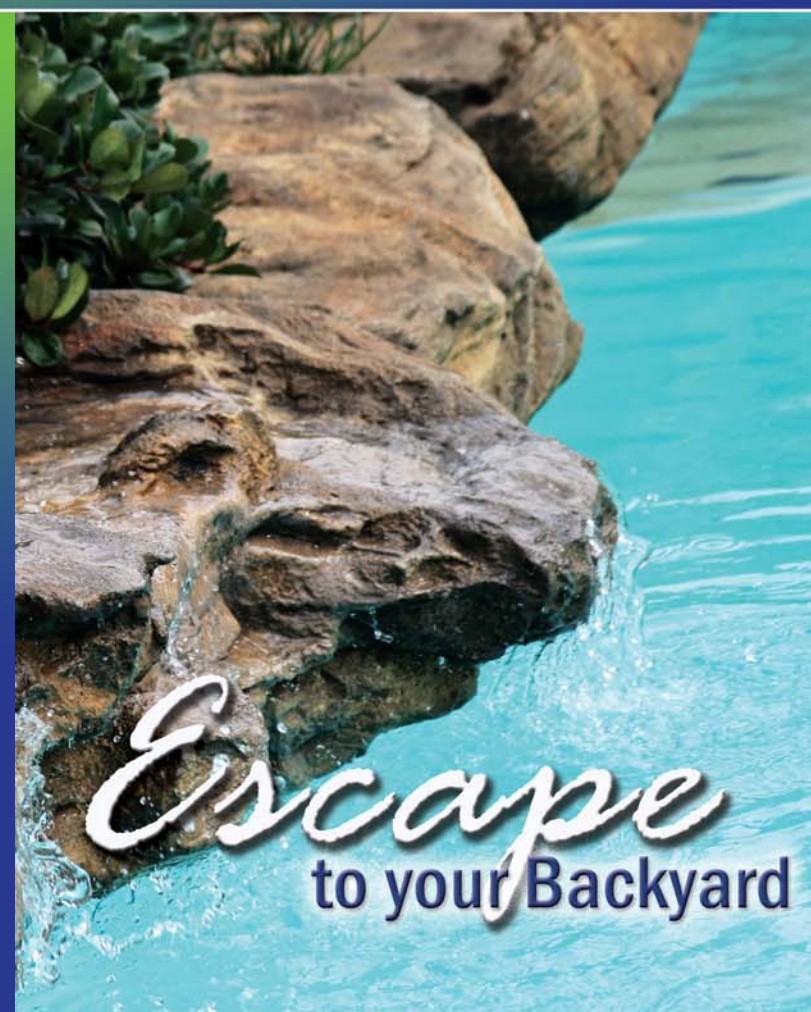
At Universal Rocks, we pride ourselves on making quality rock features that capture the beauty of Nature and bring it to your home.

We want the product to be of lasting value and provide a 5 year Limited Warranty for any manufacturing and structural defects.

Please see full details of Limited Warranty on our website www.universalrocks.com

*The Original Rocks created by the
"Bloke from Down Under". Made in the USA*

www.universalrocks.com



Escape
to your Backyard



Picture:
Running Waters
Creeks: CREEK-007, CREEK-008
Pond: MRP-006
Pump Cover: PC-LARGE
500 gal (2000 ltrs) p/hour pump
Approx. Required Space: 11.5ft (3505mm) x 6ft (1830mm)

UNIVERSAL ROCKS™ has been the leader in the manufacture of artificial rock products in Australia since 1997. In 2007 Universal Rocks founders, Stuart and Talei Dunne moved to America and opened their second manufacturing operation just outside of Dallas, Texas. This new manufacturing plant has allowed us to expand our product offering as well as our production capacity.

The artificial rock products made by Universal Rocks™ are generally produced using polyurethane and a special formulation of polyurea - this flexible material allows our products to be cut, or modified to fit in just about any situation. The harsh environmental conditions in Australia have proved to be an excellent testing ground, demonstrating the amazing durability of the product. In fact, this product stands up well to both heat and cold and therefore requires no winterizing. All Universal Rocks™ products are hand-made and hand-colored giving each item its own unique look.

SO REAL ...

The use of conventional bush rock as a landscaping tool is heavy, cumbersome and expensive, and the stripping of natural rock from the bush environment causes serious damage to their delicate ecosystem. Using natural molds, Universal Rocks™ are virtually indistinguishable from authentic bushrock and have been hand modified to ensure optimum water flow and control.

SO LIGHT ...

Now with this light-weight design the range may be easily transported, through the house or up an elevator, it is no problem. Now every one of all ages can lift and install their own feature.

SO EASY ...

Transform your garden into a stunning water feature in a weekend, or revamp your existing swimming pool in only hours. The mix and match waterfall and pond system allows endless possibilities while the self-contained units provide an easy answer to creating your own sanctuary on any hard surface courtyards. Simply place, fill and turn on.

WHAT COULD BE EASIER WITH A UNIVERSAL ROCKS™ WATER FEATURE?

Universal Rocks™ is produced with two different color choices and comes with a five year manufacturers warranty. Our Arizona Brown color is what you will see pictured throughout the brochure, and the American Grey is shown by this sample - to the right. Due to all products being uniquely hand colored, colors may vary.



Arizona Brown

American Grey

PATIO PONDS

- No digging necessary
- Easy installation
- Looks and sounds like nature
- Attracts wildlife to your home
- Beautiful atmosphere for day or night entertainment
- Can be moved with ease
- 5 year limited warranty

Petite Pools - Waterfall/Pond Kit

L48"(1220mm) x W46"(1170mm) x H22"(560mm)
Kit approx. weight: 40.7 lbs (18.5 kg)
Approx. Capacity: 25-30 gal (95-114 ltrs)

Kit Includes: Pond Base, Pond Surround, Waterfall, Pump Cover Rock (Not sold separately)

Courtyard Bliss

Products can be sold separately or as a complete kit

Waterfall: MW-004
L42"(1070mm) x W35"(890mm) x H24"(610mm)
Approx. Weight: 26.4 lbs (12 kg)

Pond: MP-003
L65.5"(1665mm) x W56"(1420mm) x H11"(280mm)
Approx. Weight: 39.6 lbs (18 kg)
Approx. Capacity: 50-60 gal (189-227 ltrs)



Serenity Pools

Products can be sold separately or as a complete kit

Waterfall: LEW-003-MED
L63"(1600mm) x W44"(1120mm) x H27"(685mm)
Approx. Weight: 48.4 lbs (22kg)

Pond: LP-003
L86.5"(2145mm) x W63"(1615mm) x H12"(305mm)
Approx. Weight: 61.6 lbs (28 kg)
Approx. Capacity: 80-100 gal (303-379 ltrs)



Petite Pools



Courtyard Bliss



Serenity Pools



Small Wonders


**Small Wonders
SWP-008**

500 gal (2000 ltrs) p/hour pump

Approx. Landscape space required:
5ft (1524mm) x 3.5ft (1067mm)

Self-contained units
are the ideal all-in-one
waterfall & pond combination.
Suitable for the garden
and all flat
surfaces, such as paving,
decking and tiles.

* These products have no backings.




Cool Waters

**Cool Waters
SCW-004 Corner Unit**

375 gal (1500 ltrs) p/hour pump

Approx. Landscape space required:
4ft (1219mm) x 4ft (1219mm)



Courtyard Cascades

**Courtyard Cascades
WWP-005**

500 gal (2000 ltrs) p/hour pump

Approx. Landscape space required:
5ft (1524mm) x 3.5ft (914mm)

**Gentle Springs
WWP-008**

500 gal (2000 ltrs) p/hour pump

Approx. Landscape space required:
5ft (1524mm) x 3.5ft (1067mm)

Most importantly -
they are installed
and landscaped in
less than 1 hour!



Gentle Springs




The Catchment

**The Catchment
WWP-010**

500 gal (2000 ltrs) p/hour pump

Approx. Landscape space required:
5ft (1524mm) x 3.5ft (914mm)



Utopia

**Utopia
WWP-002**

500 gal (2000 ltrs) p/hour pump

Approx. Landscape space required:
6ft (1829mm) x 3.5ft (914mm)



SWP-008
 L29.5"(750mm) x W35"(890mm) x H18"(455mm)
 Approx. Weight: 14.3 lbs (6.5 kg)
 Capacity: 4 gal (16 ltrs)
 200-250 gal (800-1000 ltrs) p/hour pump



SCW-004 (Corner Unit)
 L31.5"(800mm) x W30"(760mm) x H28"(710mm)
 Approx. Weight: 20.9 lbs (9.5 kg)
 Capacity: 5 gal (21 ltrs)
 375 gal (1500 ltrs) p/hour pump



WWP-008
 L34"(860mm) x W25.5"(650mm) x H30.5"(775mm)
 Approx. Weight: 18.7 lbs (8.5 kg)
 Capacity: 4 gal (16 ltrs)
 200-250 gal (800-1000 ltrs) p/hour pump



WWP-010
 L41"(1040mm) x W33"(840mm) x H31"(790mm)
 Approx. Weight: 26.4 lbs (12 kg)
 Capacity: 7 gal (26 ltrs)
 250-350 gal (1000-1400 ltrs) p/hour pump



WWP-005
 L53"(1340mm) x W34"(865mm) x H30.5"(775mm)
 Approx. Weight: 35.2 lbs (16 kg)
 Capacity: 14 gal (57 ltrs)
 375-500 gal (1400-2000 ltrs) p/hour pump



WWP-002
 L53"(1345mm) x W34"(865mm) x H36"(915mm)
 Approx. Weight: 39.6 lbs (18 kg)
 Capacity: 18 gal (68 ltrs)
 250-350 gal (1000-1400 ltrs) p/hour pump



LCW-001 (Corner Unit)
 L64.5"(1640mm) x W52.5"(1335mm) x H45.5"(1155mm)
 Approx. Weight: 68.2 lbs (31 kg)
 Capacity: 40 gal (151 ltrs)
 700-900 gal (2800-3600 ltrs) p/hour pump

*Self-contained Units all have open/exposed backs



LCW-001-Corner Unit
 Rec. P/hour Pump: 500-750 gal (2000-3000 ltrs)
 Approx. Space Required:
 6ft (1829mm) x 4.5ft (1372mm)

Reflecting Falls



XLWP-002
 L110.5"(2810mm) x W46"(1170mm) x H78"(1980mm)
 Approx. Weight: 143 lbs (65 kg)
 Capacity: 40 gal (151 ltrs)
 2500 gal (10000 ltrs) p/hour pump



SRW-016
L22"(560mm) x W16"(405mm) x H8.5"(215mm)
Approx. Weight: 5.5 lbs (2.5 kg)
150-200 gal (600-800 ltrs) p/hour pump
Suitable with all small and medium ponds



SRW-018
L26.5"(670mm) x W25.5"(650mm) x H13"(330mm)
Approx. Weight: 13.2 lbs (6 kg)
200 gal (1000 ltrs) p/hour pump
Suitable with all small and medium ponds



SRW-008
L23.5"(595mm) x W34.5"(870mm) x H14"(355mm)
Approx. Weight: 17.6 lbs (8 kg)
375-500 gal (1400-2000 ltrs) p/hour pump
Suitable with ponds: SRP-012 or medium & large ponds



SRW-021
L34"(835mm) x W18"(455mm) x H12"(305mm)
Approx. Weight: 13.2 lbs (6 kg)
250-350 gal (1000-1400 ltrs) p/hour pump
Suitable with all small and medium ponds



SRW-019
L40.5"(1030mm) x W25.5"(650mm) x H12"(305mm)
Approx. Weight: 13.2 lbs (6 kg)
350 gal (1400 ltrs) p/hour pump
Suitable with ponds: SRP-012, SRP-013



MW-011
L39"(990mm) x W33"(840mm) x H17"(430mm)
Approx. Weight: 22 lbs (10 kg)
500-700 gal (2000-2800 ltrs) p/hour pump
Suitable with ponds:
SRP-012, MRP-006 or medium & large ponds



MW-004
L42"(1070mm) x W35"(890mm) x H24"(610mm)
Approx. Weight: 26.4 lbs (12 kg)
500 gal (2000 ltrs) p/hour pump
Suitable with ponds: MRP-006, MRP-012
or any large pond



MW-009
L46"(1170mm) x W35"(890mm) x H20"(508mm)
Approx. Weight: 28.6 lbs (13 kg)
700-900 gal (2800-2600 ltrs) p/hour pump
Suitable with ponds: MRP-006, MRP-012
or any large pond



MW-015
L52.5"(1335mm) x W40"(1015mm) x H23"(585mm)
Approx. Weight: 37.4 lbs (17 kg)
900 gal (3600 ltrs) p/hour pump
Suitable with ponds: MRP-015, MP-003 & MRP-017



LEW-006-CORNER
L62"(1575mm) x W61"(1550mm) x H24"(610mm)
Approx. Weight: 61.6lbs (28 kg)
1800 gal (7200 ltrs) p/hour pump
Suitable with pond: MRP-017 ONLY!



MW-005 (Product has no backing)
L56.5"(1435mm) x W16.5"(419mm) x H46.5"(1180mm)
Approx. Weight: 37.4 lbs (17 kg)
1500 gal (6000 ltrs) p/hour pump
Suitable with ponds: MRP-012, MRP-008, MRP-005 & LP-002



LEW-004
L57.5"(1460mm) x W42"(1065mm) x H29.5"(750mm)
Approx. Weight: 48.4 lbs (22 kg)
900 -200 gal (3600-4800 ltrs) p/hour pump
Suitable with ponds:
MRP-008, MRP-012 & MRP-017



LEW-003-MED
L63"(1600mm) x W44"(1120mm) x H27"(685mm)
Approx. Weight: 48.4 lbs (22 kg)
900-1200 gal (3600-4800 ltrs) p/hour pump
Suitable with ponds: MRP-005 & LP-002



LEW-003
L61"(1550mm) x W45"(1140mm) x H37.5"(950mm)
Approx. Weight: 83.6 lbs (38 kg)
1500-1800 gal (6000-7200 ltrs) p/hour pump
Suitable with ponds: MRP-005 or large ponds



LEW-002
L94"(2390mm) x W41"(1040mm) x H35"(890mm)
Approx. Weight: 74.8 lbs (34 kg)
1200-1800 gal (4800-7200 ltrs) p/hour pump
Suitable with ponds: MRP-015, MRP-005 & LP-002



PLW-003
L91"(2310mm) x W47"(1195mm) x H34"(865mm)
Approx. Weight: 88 lbs (40 kg)
1800-2400 gal (7200-9600 ltrs) p/hour pump



LW-003 (Product has no backing)
L83"(2110mm) x W29"(735mm) x H68"(1725mm)
Approx. Weight: 83.6 lbs (38 kg)
1000-2000 gal (4000-8000 ltrs) p/hour pump
Suitable with pond: LP-002



XLEW-001 (This product is double sided)
L174"(4420mm) x W66"(1676mm) x H42"(1067mm)
Approx. Weight: 220 lbs (100 kg)
5000 gal (20000 ltrs) p/hour pump
Great for any large pond or swimming pool!



CAVE-006
 L48.5" (1230mm) x W36" (915mm) x H28.5" (725mm)
 Approx. Weight: 41.8 lbs (19 kg)
 900-1500 gal (3600-6000 ltrs) p/hour pump
 Suitable with ponds: MRP-005 & LP-002



MW-008
 L78" (1980mm) x W47" (1195mm) x H28" (710mm)
 Approx. Weight: 83.6 lbs (38 kg)
 1800-2400 gal (7200-9600 ltrs) p/hour pump
 Suitable with pond: LP-002



CAVE-004
 L68" (1730mm) x W39" (990mm) x H34.5" (865mm)
 Approx. Weight: 79.28 lbs (36 kg)
 From 1800-2000 gal (7000-8000 ltrs) p/hour pump
 Suitable with ponds: MRP-005 & LP-002



CAVE-003
 L102.5" (2605mm) x W53" (1345mm) x H43" (1090mm)
 Approx. Weight: 143 lbs (65 kg)
 From 2000-4000 gal (8000-16000 ltrs) p/hour pump
 Suitable with ponds: LP-002



DECOFALLS-001
 L35" (890mm) x W15" (380mm) x H12.5" (320mm)
 Approx. Weight: 7.7 lbs (3.5 kg)
 1500 gal (6000 ltrs) p/hour pump



DECOFALLS-002
 L42" (1070mm) x W15" (380mm) x H16.5" (720mm)
 Approx. Weight: 11 lbs (5 kg)
 From 1500 gal (6000 ltrs) p/hour pump



DECOFALLS-004
 L10.5" (265mm) x W10" (255mm) x H13" (330mm)
 Approx. Weight: 4.4 lbs (2 kg)
 From 2000 gal (8000 ltrs) p/hour pump

DECOFALLS
 Unlike the very small waterfalls
 on the market, we have created a
 few larger falls

Frogs Retreat
 Waterfall: SRW-016
 Pond: SRP-016
 Pump Cover: PC-MEDIUM

150-200 gal (600-800 ltrs)
 p/hour pump

Approx. Required Space:
 3ft x 3ft



Nature's Magic
 Waterfall: SRW-018
 Pond: SRP-014
 Pump Cover: PC-MEDIUM

375 gal (1500 ltrs) p/hour pump


Approx. Required Space:
 5ft (1524mm) x 5ft (1524mm)



Crystal Falls
 Waterfall: MW-011
 Pond: SRP-012
 Pump Cover: PC-LARGE

500-750 gal (2000-3000 ltrs)
 p/hour pump

Approx. Required Space:
 5ft (1524mm) x 5ft (1524mm)



Ruffled Waters
 Waterfall: MW-004
 Pond: MRP-006
 Pump Cover: PC-LARGE

500-900 gal (2000-3600 ltrs)
 p/hour pump

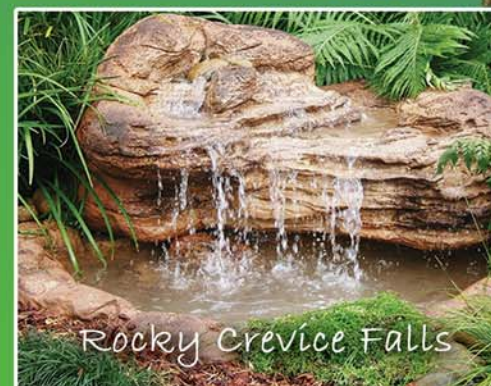
Approx. Required Space:
 6ft (1829mm) x 6ft (1829mm)



Rocky Crevice Falls
 Waterfall: MW-009
 Pond: MRP-006
 Pump Cover: PC-LARGE

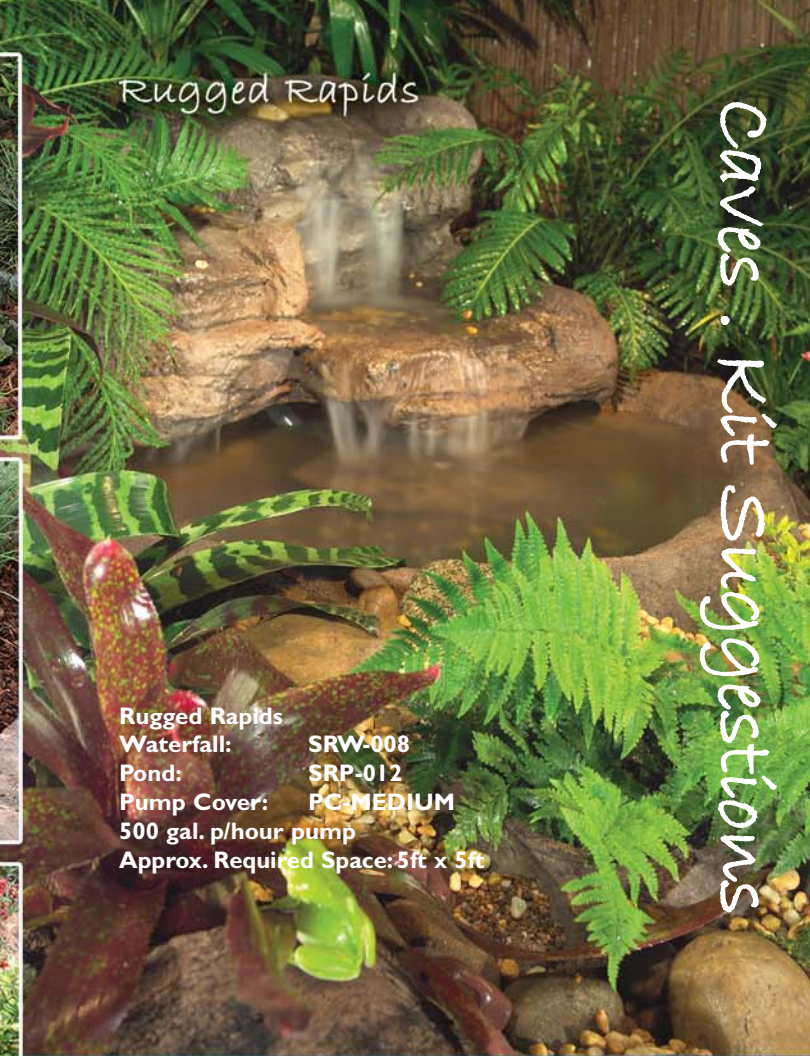
700-900 gal (2800-3600 ltrs)
 p/hour pump

Approx. Required Space:
 7ft (2134mm) x 7ft (2134mm)



Rugged Rapids

Rugged Rapids
 Waterfall: SRW-008
 Pond: SRP-012
 Pump Cover: PC-MEDIUM
 500 gal. p/hour pump
 Approx. Required Space: 5ft x 5ft



Sommerset
 Waterfall: MW-009
 Edge Rocks: ER-012, ER-013





SC-014
L25" (635mm) x W23" (585mm) x H6.5" (165mm)
Approx. Weight: 8.8 lbs (4 kg)
250-350 gal (1000-1400 ltrs) p/hour pump
Suitable with all ponds



SPC-005
L39.5" (1003mm) x W34" (860mm) x H14" (355mm)
Approx. Weight: 18.7 lbs (8.5 kg)
350-500 gal (1400-2000 ltrs) p/hour pump
Suitable with all ponds, CREEK-007 & CREEK-008



UC-001
L33.5" (900mm) x W25" (635mm) x H7.5" (185mm)
Approx. Weight: 7.7 lbs (3.5 kg)
350-500 gal (1400-2000 ltrs) p/hour pump
Suitable with all ponds




UC-002
L39" (1005mm) x W30.5" (775mm) x H8" (205mm)
Approx. Weight: 13.2 lbs (6 kg)
500-700 gal (2000-2800 ltrs) p/hour pump
Suitable with ponds: SRP-012
or any medium or larger pond



UC-003
L50" (1270mm) x W32" (810mm) x H7.5" (190mm)
Approx. Weight: 15.4 lbs (7 kg)
500-700 gal (2000-2800 ltrs) p/hour pump
Suitable with ponds: MRP-006,
larger ponds and CREEK



UC-004
L75" (1905mm) x W38" (970mm) x H8.5" (215mm)
Approx. Weight: 28.6 lbs (13 kg)
1200-1800 gal (4800-7200 ltrs) p/hour pump
Suitable with ponds: MRP-012, MRP-015, MRP-008,
MRP-005 & LP-002



Pictured:
UC-001 on top of UC-002 &
UC-003, sitting on UC-004
Pond: LP-002

Be creative and have fun. Garden lighting looks incredible when placed under these large ledges.

LIGHTING IS A MUST!

Crescendo Falls

**UNIVERSAL CASCADES
TRULY ARE
UNIVERSAL!**

Simply stack on top of
each other using Building
Rocks and/or Accent Rocks
to achieve much
more height,
turning the cascades into
waterfalls of any height
and design.

Add to existing ponds,
creeks or pondless water
features with no trouble.

Crescendo Falls

UC-001 on top of UC-002 & UC-003, on top of UC-004
Featured as a pondless waterfall
Rec. P/hour Pump: 2500 gal (10,000 ltr)
Approx. Required Space: 8ft (2438mm) x 6ft (1829mm)

Myuna Cascades

SC-014 on top of ponds SRP-15, SRP-014
Rec. P/hour Pump: 375 gal (1500 ltr)
Approx. Required Space: 7ft (2134mm) x 6ft (1829mm)

Trickling Falls

UC-001, pond- SRP-014
Rec. P/hour Pump: 500 gal (2000 ltr)
Approx. Required Space: 3ft (914mm) x 3ft (914mm)

Tranquility Pools


SPC-005 on top of ponds MRP-012, LP-002
Rec. P/hour Pump: 500 gal (2000 ltr)
Approx. Required Space: 5.5ft (1676mm) x 5ft (1524mm)

Enchanted Spring

UC-001 on top of UC-003, pond-MRP-006
Rec. P/hour Pump: 2000 gal (8000 ltr)
Approx. Required Space: 5.5ft (1676mm) x 5ft (1524mm)

Symphony Falls

UC-003, sitting on top of AR-001 & AR-002
Featured as a pondless waterfall
Rec. P/hour Pump: 500-700 gal (2000-2800 ltr)
Approx. Required Space: 7ft (2134mm) x 5ft (1524mm)




Myuna
Cascades




Tranquil Pools



Enchanted Spring



Trickling
Falls



Symphony Falls

Cascades




Tropicana

Waterfall: PMW-004
Edge Rocks: ER-012, ER-013

The Tahitian

Waterfall: PCAVE-003
Edge Rocks: ER-008, ER-009



Majestic Falls

Majestic Falls

Waterfall: LEW-002
Pond: LP-002
Pump Cover: PC-LARGE

1500 gal (6000 ltrs) p/hour pump

Approx. Required Space: 12ft (3658mm) x 12ft (3658mm)



Beachcomber


Beachcomber
Waterfall: PMW-008
Edge Rocks: ER-010, ER-011




Serenity Falls

Serenity Falls

Waterfall: PLEW-003
Edge Rocks: ER-010, ER-011



Amazon




Flat Rock Falls

Flat Rock Falls

Cave: CAVE-006
Pond: MRP-005
Pump Cover: PC-LARGE

1500 gal (6000 ltrs) p/hour pump

Approx. Required Space:
10.5ft (3200mm) x 9ft (2743mm)



The Oasis

The Oasis

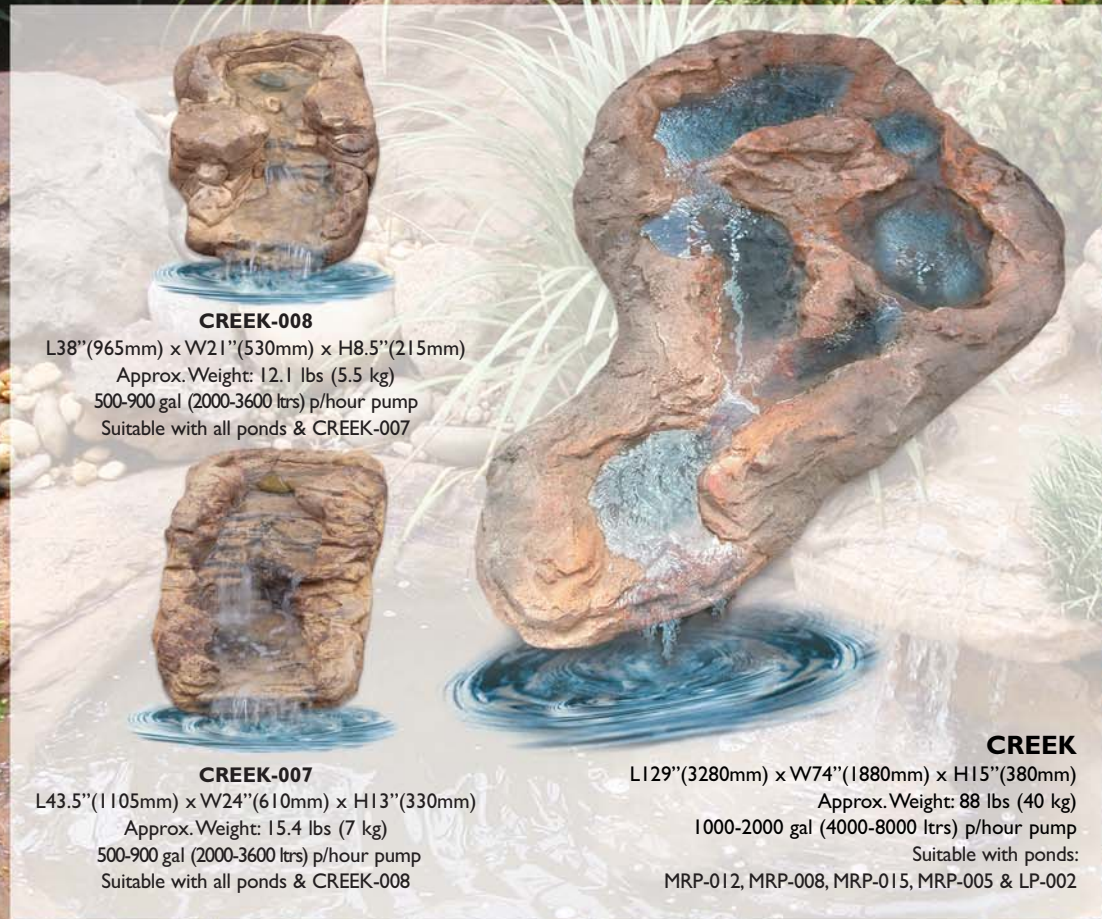
Waterfall: PCAVE-004
Edge Rocks: ER-010, ER-011

Amazon

Waterfall: LW-003
Pond: LP-002
Pump Cover: PC-LARGE

2000 gal (8000 ltrs) p/hour pump


Approx. Required Space:
12ft (3658mm) x 12ft (3658mm)



CREEK-008
L38"(965mm) x W21"(530mm) x H8.5"(215mm)
Approx. Weight: 12.1 lbs (5.5 kg)
500-900 gal (2000-3600 ltrs) p/hour pump
Suitable with all ponds & CREEK-007

CREEK-007
L43.5"(1105mm) x W24"(610mm) x H13"(330mm)
Approx. Weight: 15.4 lbs (7 kg)
500-900 gal (2000-3600 ltrs) p/hour pump
Suitable with all ponds & CREEK-008

CREEK
L129"(3280mm) x W74"(1880mm) x H15"(380mm)
Approx. Weight: 88 lbs (40 kg)
1000-2000 gal (4000-8000 ltrs) p/hour pump
Suitable with ponds:
MRP-012, MRP-008, MRP-015, MRP-005 & LP-002




RWP-016/017 (017-FLEXIBLE)
L93.5"(2370mm) x W12"(305mm) x H88.5"(2250mm)
Approx. Weight: RWP-016 - 88 lbs (40 kg) one water outlet
Approx. Weight: RWP-017 - 66 lbs (30 kg)
From 625 gal (2500 ltrs) p/hour pump



TREE BARK PANEL - CREATE A TREE! WRAP AROUND THAT UNSIGHTLY POLE!
L108"(2743mm) x W<1"(13mm) x H32"(813mm)
Approx. Weight: 20 lbs (9 kg)




RWP-001/002 (002-FLEXIBLE)
L120"(3040mm) x W4"(100mm) x H81"(2055mm)
Approx. Weight: RWP-001 - 88 lbs (40 kg)
Approx. Weight: RWP-002 - 66 lbs (30 kg)
1050 gal (4000 ltrs) p/hour pump

RWP-004/005 (005-FLEXIBLE)
L95"(2410mm) x W4"(102mm) x H72"(1830mm)
Approx. Weight: RWP-004 - 55 lbs (25 kg)
Approx. Weight: RWP-005 - 44 lbs (20 kg)
1050 gal (4000 ltrs) p/hour pump



RWP-009/010 (010-FLEXIBLE)
L83"(2110mm) x W12"(305mm) x H76"(1960mm)
Approx. Weight: RWP-009 - 88 lbs (40 kg) one water outlet
Approx. Weight: RWP-010 - 77 lbs (35 kg)
From 625 gal (2500 ltrs) p/hour pump

RWP-011/012 (012-FLEXIBLE)
L83"(2110mm) x W12"(305mm) x H76"(1930mm)
Approx. Weight: RWP-011 - 88 lbs (40 kg) one water outlet
Approx. Weight: RWP-012 - 77 lbs (35 kg)
From 625 gal (2500 ltrs) p/hour pump



Sandstone Rock-it Wall (FLEXIBLE)
L94.5"(2400mm) x W4"(100mm) x H71"(1800mm)
Approx. Weight: 44 lbs (20kg)

Rock Wall Panels are the ideal way to enhance or transform your walls or fences into a natural surrounding - these products have no backings.





SRP-016
L33"(760mm) x W24"(610mm) x D7"(177.5mm)
Approx. Weight: 6.6 lbs (3 kg)
Capacity: 5 gal (19 ltrs)



SRP-015
L41.5"(1040mm) x W31"(785mm) x D11"(280mm)
Approx. Weight: 12.1 lbs (5.5 kg)
Capacity: 12 gal (45 ltrs) Overflows



SRP-014
L42.5"(1080mm) x W31.5"(800mm) x D11.5"(290mm)
Approx. Weight: 12 lbs (5.5 kg)
Capacity: 15 gal (57 ltrs)



MRP-006
L61.5"(1560mm) x W44"(1200mm) x D17.5"(445mm)
Approx. Weight: 29 lbs (12 kg)
Capacity: 45 gal (170 ltrs)



MRP-017
L66"(1670mm) x W53"(1340mm) x D23"(585mm)
Approx. Weight: 37.4 lbs (17 kg)
Capacity: 77gal (291 ltrs)



MRP-013
L70"(1780mm) x W54.5"(1385mm) x D15.5"(395mm)
Approx. Weight: 41.8 lbs (19 kg)
Capacity: 77gal (291 ltrs)



MRP-008
L84"(2135mm) x W66"(1675mm) x D15"(380mm)
Approx. Weight: 50.6 lbs (23 kg)
Capacity: 110 gal (416 ltrs)



MRP-011
L86.5"(2200mm) x W58.5"(1485mm) x D21"(535mm)
Approx. Weight: 48.4 lbs (22 kg)
Capacity: 110 gal (416 ltrs)



MRP-015
L96"(2440mm) x W57"(1450mm) x D26"(660mm)
Approx. Weight: 70.7 lbs (32 kg)
Capacity: 100 gal (379 ltrs)



SRP-013
L51"(1295mm) x W41"(1040mm) x D14"(355mm)
Approx. Weight: 17.6 lbs (8 kg)
Capacity: 30 gal (114 ltrs) Overflows



SRP-012
L46"(1180mm) x W42"(1070mm) x D15"(380mm)
Approx. Weight: 15.4 lbs (7 kg)
Capacity: 35 gal (133 ltrs)



MRP-009
L54.5"(1385mm) x W42"(1070mm) x D16"(405mm)
Approx. Weight: 19.8 lbs (9 kg)
Capacity: 46 gal (174 ltrs)



MRP-012
L72"(1830mm) x W61.5"(1560mm) x D15.5"(395mm)
Approx. Weight: 39.6 lbs (18 kg)
Capacity: 75 gal (284 ltrs) Overflows



MRP-016
L83"(2085mm) x W64"(1630mm) x D26"(660mm)
Approx. Weight: 61.6 lbs (28 kg)
Capacity: 110 gal (416 ltrs)



MRP-005
L114"(2890mm) x W80"(2030mm) x D21"(535mm)
Approx. Weight: 83.6 lbs (38 kg)
Capacity: 145 gal (549 ltrs)



LP-002
L113.5"(2870mm) x W86"(2185mm) x D26.5"(675mm)
Approx. Weight: 132 lbs (60 kg)
Capacity: 238 gal (900 ltrs)



ABOVE GROUND PONDS

- No digging necessary
- Great for paved or decked areas
 - Easy installation
 - Can be moved with ease



SP-003
L45" (1140mm) x W40" (1015mm) x D10.5" (265mm)
Approx. Weight: 22 lbs (10 kg)
Capacity: 20-30 gal (76-114 ltrs)

LP-003
L86.5" (2140mm) x W63" (1615mm) x D12" (305mm)
Approx. Weight: 61.6 lbs (28 kg)
Capacity: 80-100 gal (303-379 ltrs)

MP-003
L65.5" (1660mm) x W56" (1420mm) x D11" (280mm)
Approx. Weight: 39.6 lbs (18 kg)
Capacity: 50-60 gal (189-227 ltrs)



2ft x 2ft - SQUARE POND
L30" (760mm) x W30" (760mm) x D11.5" (1295mm)
Approx. Weight: 8.8 lbs (4 kg)
Capacity: 30 gal (120 ltrs)



3ft x 3ft - SQUARE POND
L45" (1140mm) x W45" (1140mm) x D11.5" (1295mm)
Approx. Weight: 18.7 lbs (8.5 kg)
Capacity: 67.5 gal (270 ltrs)

Disappearing fountain kits
available in 2ft and 3ft squares,
including plastic waterproof basin
with grated support system.





BRIDGE STONE

BS-001
L75" (1905mm) x W42" (1065mm) x H7" (180mm)
Approx. Weight: 30.8 lbs (14 kg)



A huge rock with structural support so it can be used to walk on either over a pond or just in the garden.

BS-002
L104" (2640mm) x W54" (1370mm) x H9" (230mm)
Approx. Weight: 66 lbs (30 kg)

This Bridge Stone is the ideal flat rock to create a natural looking pathway, crossing over a bubbling stream or creek.

It may also be ordered with one or more water outlets and used as a water feature as pictured below.



All Accent Rocks are hollow.



AR-001
L18" (455mm)
W15" (380mm)
H11" (280mm)
Approx. Weight: 3.52 lbs (1.6 kg)



AR-002
L21" (535mm)
W15" (380mm)
H8.5" (215mm)
Approx. Weight: 4.4 lbs (2 kg)



AR-003
L26.5" (670mm)
W15" (380mm)
H16" (405mm)
Approx. Weight: 7.7 lbs (3.5 kg)



AR-004
L30" (760mm)
W15.5" (395mm)
H17" (430mm)
Approx. Weight: 6.6 lbs (3 kg)



AR-005
L24" (610mm)
W23" (560mm)
H17" (430mm)
Approx. Weight: 12.1 lbs (5.5 kg)



AR-006
L30.5" (775mm)
W29" (740mm)
H24" (610mm)
Approx. Weight: 19.8 lbs (9 kg)



AR-007
L43.5" (1105mm)
W28.5" (725mm)
H33" (840mm)
Approx. Weight: 27.5 lbs (12.5 kg)



AR-008
L45.5" (1160mm)
W33" (840mm)
H21" (530mm)
Approx. Weight: 24.2 lbs (11 kg)



AR-009
L33" (840mm)
W26" (670mm)
H15" (380mm)
Approx. Weight: 13.2 lbs (6 kg)



AR-010
L27" (685mm)
W22.5" (570mm)
H12.5" (315mm)
Approx. Weight: 6.6 lbs (3 kg)



AR-011
L40.5" (1030mm)
W19" (480mm)
H24" (610mm)
Approx. Weight: 24 lbs (7 kg)

AR-012
L51" (1295mm)
W39" (990mm)
H10.5" (265mm)
Approx. Weight: 22 lbs (10 kg)



AR-013
L51" (1295mm)
W10" (254mm)
H39" (990mm)
Approx. Weight: 33 lbs (15 kg)



Our newest Accent Rocks are all available as Bubbling Accent Rocks, featuring large sharper angles creating a real statement singularly or grouped together.

Pictured: Bubbling Accent Rocks BAR-012, 013, 014



AR-014
L50.5" (1280mm)
W21" (535mm)
H35.5" (900mm)
Approx. Weight: 35.2 lbs (16 kg)



AR-015
L46.5" (1180mm)
W31" (790mm)
H14" (355mm)
Approx. Weight: 17.6 lbs (8 kg)



AR-016
L51" (1295mm)
W44.5" (1130mm)
H25.5" (650mm)
Approx. Weight: 39.5 lbs (16 kg)



AR-017
L54.5" (1370mm)
W47" (1195mm)
H17.5" (430mm)
Approx. Weight: 44 lbs (20 kg)



AR-018
L49.5" (1260mm)
W30" (1760mm)
H26" (660mm)
Approx. Weight: 30.8 lbs (14 kg)



AR-019
L28" (710mm)
W23" (585mm)
H14" (355mm)
Approx. Weight: 8.8 lbs (4 kg)



AR-020
L28.5" (725mm)
H24.5" (620mm)
W18" (460mm)
Approx. Weight: 14.35 lbs (6.5 kg)



AR-021
L30" (760mm)
W26" (660mm)
H23" (585mm)
Approx. Weight: 18.7 lbs (8.5 kg)



AR-022
L49" (1245mm)
W24.5" (620mm)
H16.5" (420mm)
Approx. Weight: 22 lbs (10 kg)



AR-023
L67" (1700mm)
W26" (660mm)
H16" (405mm)
Approx. Weight: 26.4 lbs (12 kg)



AR-024
L27" (685mm)
W25" (635mm)
H9" (225mm)
Approx. Weight: 9.9 lbs (4.5kg)



AR-025
L51" (1295mm)
W25" (635mm)
H17" (432mm)
Approx. Weight: 24.2 lbs (11 kg)



Pictured Above: Bubbling Accent Rock BAR-017



Pictured Above: Bubbling Accent Rock BAR-016



Pictured: Bubbling Accent Rock BAR-020



AR-026
L71" (1800mm) x W33" (835mm) x H20" (508mm)
Approx. Weight: 28.6 lbs (13 kg)



AR-027
L43" (1090mm) x W31" (785mm) x H14" (355mm)
Approx. Weight: 19.8 lbs (9 kg)



BAR-028
L17" (433mm)
W15" (380mm)
H10" (255mm)
Approx. Weight: 4.4 lbs (2 kg)



BAR-029
L18" (455mm)
W18" (455mm)
H12" (305mm)
Approx. Weight: 7.5 lbs (3.4 kg)



BAR-030
L26" (660mm)
W21" (535mm)
H13" (330mm)
Approx. Weight: 9.9 lbs (4.5 kg)



BAR-031
L29" (735mm)
W28" (710mm)
H13" (330mm)
Approx. Weight: 13.2 lbs (6 kg)



BAR-032
L32" (813mm)
W23" (585mm)
H20" (505mm)
Approx. Weight: 15.4 lbs (7 kg)



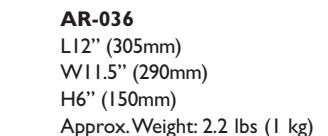
AR-033
L13.5" (340mm)
W9" (230mm)
H8" (205mm)
Approx. Weight: 2.2 lbs (1 kg)



AR-034
L13.5" (340mm)
W9" (230mm)
H8" (205mm)
Approx. Weight: 2.2 lbs (1 kg)



AR-035
L10.5" (265mm)
W9" (230mm)
H8" (205mm)
Approx. Weight: 2.2 lbs (1 kg)



AR-036
L12" (305mm)
W11.5" (290mm)
H6" (150mm)
Approx. Weight: 2.2 lbs (1 kg)



This Bubbling Support Rock (BSR-001) has been designed to elevate the Bubbling Accent Rocks



BSR-001
L18" (455mm)
W16" (405mm)
H7" (175mm)
Approx. Weight: 3.3 lbs (1.5 kg)

FLOATING ROCKS

These are a must for all ponds with benefits including:

- Provides plant ecology in your pond without fish.
- Protection for your fish.
- Decoration for your ponds appeal.



FLOATING ISLAND FI-001
L45" (1140mm)
W40" (1015mm)
H10.5" (267mm)
Approx. Weight: 22 lbs (10 kg)



FR-005
L19" (480mm)
W17" (430mm)
H7" (180mm)
Approx. Weight: 4.4 lbs (2 kg)



FR-006
L27.5" (700mm)
W26" (660mm)
H8" (205mm)
Approx. Weight: 8.8 lbs (4 kg)



FR-007
L37.5" (950mm)
W34" (865mm)
H9.5" (240mm)
Approx. Weight: 19.85 lbs (9 kg)



FR-008
L46.5" (1180mm)
W40.5" (1030mm)
H9.5" (240mm)
Approx. Weight: 19.8 lbs (9 kg)



FL-001
L41" (1040mm)
W23" (580mm)
H10" (250mm)
Approx. Weight: 5.5 lbs (2.5 kg)



FL-003
L80.5" (2045mm) x W26.5" (670mm) x H7.5" (190mm)
Approx. Weight: 9.9 lbs (4.5 kg)



FL-002
L47.5" (1200mm)
W16.5" (420mm)
H8" (200mm)
Approx. Weight: 5.5 lbs (2.5 kg)



FL-004
L24" (610mm)
W24" (610mm)
H7" (178mm)
Approx. Weight: 3.3 lbs (1.5 kg)



FL-005 (SHL-001)
L42" (1060mm)
W20" (520mm)
H9" (240mm)
Approx. Weight: 5.5 lbs (2.5 kg)



SHL-002
L51" (1290mm)
W21" (530mm)
H11" (280mm)
Approx. Weight: 8.85 lbs (4 kg)



SHL-003
L54" (1370mm)
W30" (760mm)
H16" (400mm)
Approx. Weight: 13.2 lbs (6 kg)

BUILDING ROCKS

Make it possible to create and secure any combination of the Universal Cascades into multiple levels. They can also be used upside down or mixed in with different sized rocks & pebbles to give your garden that finishing touch.



DISPERSION ROCKS

These are placed over the water outlet. They help to disperse water flow and camouflage water outlet.



FLOATING CROCODILE & ALLIGATOR

Perfect to add some MORE atmosphere to any garden pond, "I hear they also keep the Heron away - and maybe your neighbors!"



4FT FLOATING CROCODILE
L60" (1525mm)
W20" (510mm)
H4" (100mm)
Approx. Weight: 3.3 lbs (1.5 kg)



8FT FLOATING ALLIGATOR
L50" (1270mm)
W13" (330mm)
H3.5" (90mm)
Approx. Weight: 6.6 lbs (3 kg)



GRE-004
L43" (1090mm) x W17" (430mm) x H10.5" (260mm)
Approx. Weight: 8.8 lbs (4 kg)



GRE-005
L72" (1830mm) x W26" (660mm) x H8.5" (215mm)
Approx. Weight: 16.5 lbs (7.5 kg)



GRE-006
L65.5" (1665mm) x W24.5" (620mm) x H10" (255mm)
Approx. Weight: 16.5 lbs (7.5 kg)

GARDEN ROCK EDGE

Ideal for:

- In the garden.
- Where weed eater will be used.
- Look great mixed with various sized rocks.



GRE-007
L112" (2845mm) x W26" (660mm) x H15" (380mm)
Approx. Weight: 30.8 lbs (14 kg)



GRE-008
L70" (1780mm) x W16" (405mm) x H7" (180mm)
Approx. Weight: 8.8 lbs (4 kg)



GRE-009
L58" (1470mm) x W17.5" (445mm) x H8" (205mm)
Approx. Weight: 8.8 lbs (4 kg)



GRE-010
L51" (1295mm) x W13" (330mm) x H7" (180mm)
Approx. Weight: 5.5 lbs (2.5 kg)



GRE-011
L43.5" (1105mm) x W12" (305mm) x H4" (44mm)
Approx. Weight: 3.3 lbs (1.5 kg)



GRE-012
L33.5" (850mm) x W15" (380mm) x H6" (150mm)
Approx. Weight: 3.3 lbs (1.5 kg)

POT ROCKS

Camouflage your plastic pots, and create the natural illusion of a plant growing from the crevice of a rock.

Perfect for all flat surfaces, such as decking, paving and tiles where planting is not possible.



POTROCK-006
L17" (430mm)
W12" (305mm)
H6" (153mm)
Approx. Weight: 2.2 lbs (1 kg)



POTROCK-007
L12" (305mm)
W10" (255mm)
H6" (153mm)
Approx. Weight: 1.1 lbs (0.5 kg)




POTROCK-008
L21" (535mm)
W14" (355mm)
H8" (200mm)
Approx. Weight: 4.4 lbs (2 kg)



POTROCK-009
L13" (330mm)
W7" (175mm)
H3" (75mm)
Approx. Weight: 1.1 lbs (0.5 kg)



POTROCK-010
L13" (330mm)
W8" (200mm)
H7" (175mm)
Approx. Weight: 2.2 lbs (1 kg)



POTROCK-003
L24" (610mm)
W22" (560mm)
H11" (280mm)
Approx. Weight: 4.4 lbs (2 kg)

POTROCK-011
L20" (500mm)
W9" (230mm)
H8" (200mm)
Approx. Weight: 3.3 lbs (1.5 kg)



PLANTER ROCK-003
L24" (610mm)
W18" (460mm)
H9" (230mm)
Approx. Weight: 13.2 lbs (6 kg)



PLANTER ROCK-004
L45" (1140mm)
W40" (1015mm)
H10.5" (265mm)
Approx. Weight: 17.6 lbs (8 kg)

PLANTER ROCKS

- A great alternative to formal conventional pots.
- Softens the pool coping by giving foliage to swimming pool waterfalls.
 - You can also use as a Pot Rock (no base) by simply placing your plant and tray inside the rock.
 - Strong & portable.

CYPRESS STUMPS

These unique pieces of wood add character to any garden used as a planter or just a feature.



CS-001
L18" (460mm) x W10" (250mm) x H11.5" (290mm)
Approx. Weight: 2.6 lbs (1.2 kg)



CS-002
L14" (355mm) x W9" (230mm) x H15" (380mm)
Approx. Weight: 3.3 lbs (1.5 kg)



CS-003
L19" (480mm) x W11" (280mm) x H21" (530mm)
Approx. Weight: 5.5 lbs (2.5 kg)



CS-004
L28" (710mm) x W22" (560mm) x H23.5" (595mm)
Approx. Weight: 14.3 lbs (6.5 kg)

CYPRESS KNEES



CK-008
L12" (305mm) x W8" (205mm) x H31" (785mm) Approx. Weight: 7.7 lbs (3.50 kg)
CK-009
L30.5" (775mm) x W11" (280mm) x H45.5" (1130mm) Approx. Weight: 11 lbs (5 kg)
CK-010
L32" (810mm) x W23" (585mm) x H47" (1195mm) Approx. Weight: 22 lbs (10 kg)



FAIRY GARDENS

These rocks have been carved out specifically to enable you to plant miniature fairy gardens.

FAIRY GARDENS ARE ADDICTIVE, PROCEED WITH CAUTION!

FAIRY BASE ROCK-001

L51" (1295mm) x W35" (890mm) x H8.5" (215mm)
Approx. Weight: 15.4 lbs (7 kg)

FAIRY BASE ROCK-002 (SMALL)

L22.5" (570mm) x W20.5" (520mm) x H6" (150mm)
Approx. Weight: 4.8 lbs (2.2 kg)



Pictured: Myuna Cascades

PUMP COVERS

An essential finishing touch when designing and installing a water feature. They allow you to remove pump and tubing from view.



PC-SMALL

L11" (280mm)
W7.5" (190mm)
H3" (75mm)
Approx. Weight: 1 lbs (0.5 kg)



PC-MEDIUM

L14" (355mm)
W12" (305mm)
H3" (75mm)
Approx. Weight: 2.2 lbs (1 kg)



PC-LARGE

L24.5" (620mm)
W15.5" (395mm)
H3.5" (90mm)
Approx. Weight: 2.2 lbs (1 kg)

IDEAL HOUSE HOLD UTILITY COVER



UTILITY COVER

L40.5" (1030mm)
W19" (480mm)
H24" (610mm)
Approx. Weight: 14.3 lbs (6.5 kg)



SL-001

L30.5" (775mm)
W24.5" (625mm)
H6" (150mm)
Approx. Weight: 8.8 lbs (4 kg)



SL-002

L33.5" (855mm)
W26" (660mm)
H9" (230mm)
Approx. Weight: 8.8 lbs (4 kg)

SKIMMER LIDS
Perfect for covering unsightly skimmer boxes!



WP-001

L15" (380mm) x W8" (205mm) x H11" (280mm)
Approx. Weight: 2.4 lbs (1.1 kg)



WP-002

L17" (433mm) x W11" (280mm) x H10" (255mm)
Approx. Weight: 2.4 lbs (1.1 kg)



WP-003

L17" (433mm) x W7" (178mm) x H9" (230mm)
Approx. Weight: 3.5 lbs (1.6 kg)



WP-004

L13" (330mm) x W13" (330mm) x H15.5" (395mm)
Approx. Weight: 6.6 lbs (3 kg)



WALL MOUNT

L32" (815mm) x W14" (355mm) x H15" (380mm)
Approx. Weight: 7.7 lbs (3.5 kg)



WP-005

L43" (1093mm) x W17" (433mm) x H10.5" (265mm)
Approx. Weight: 9.9 lbs (4.5 kg)

Fantastic replicas of antique Thailand wood carvings. Only difference - they are a fraction of the cost & weight of the genuine item!



EL-001

L75" (1905mm) x W2" (51mm) x H16" (406mm)
Approx. Weight: 7.7 lbs (3.5 kg)



EL-002

L88" (2235mm) x W2.5" (64mm) x H19" (483mm)
Approx. Weight: 8.8 lbs (4 kg)



EL-003

L81" (2057mm) x W3" (76mm) x H30" (762mm)
Approx. Weight: 20 lbs (9 kg)



EL-004

L89" (2260mm) x W3.5" (89mm) x H39" (990mm)
Approx. Weight: 31 lbs (14 kg)