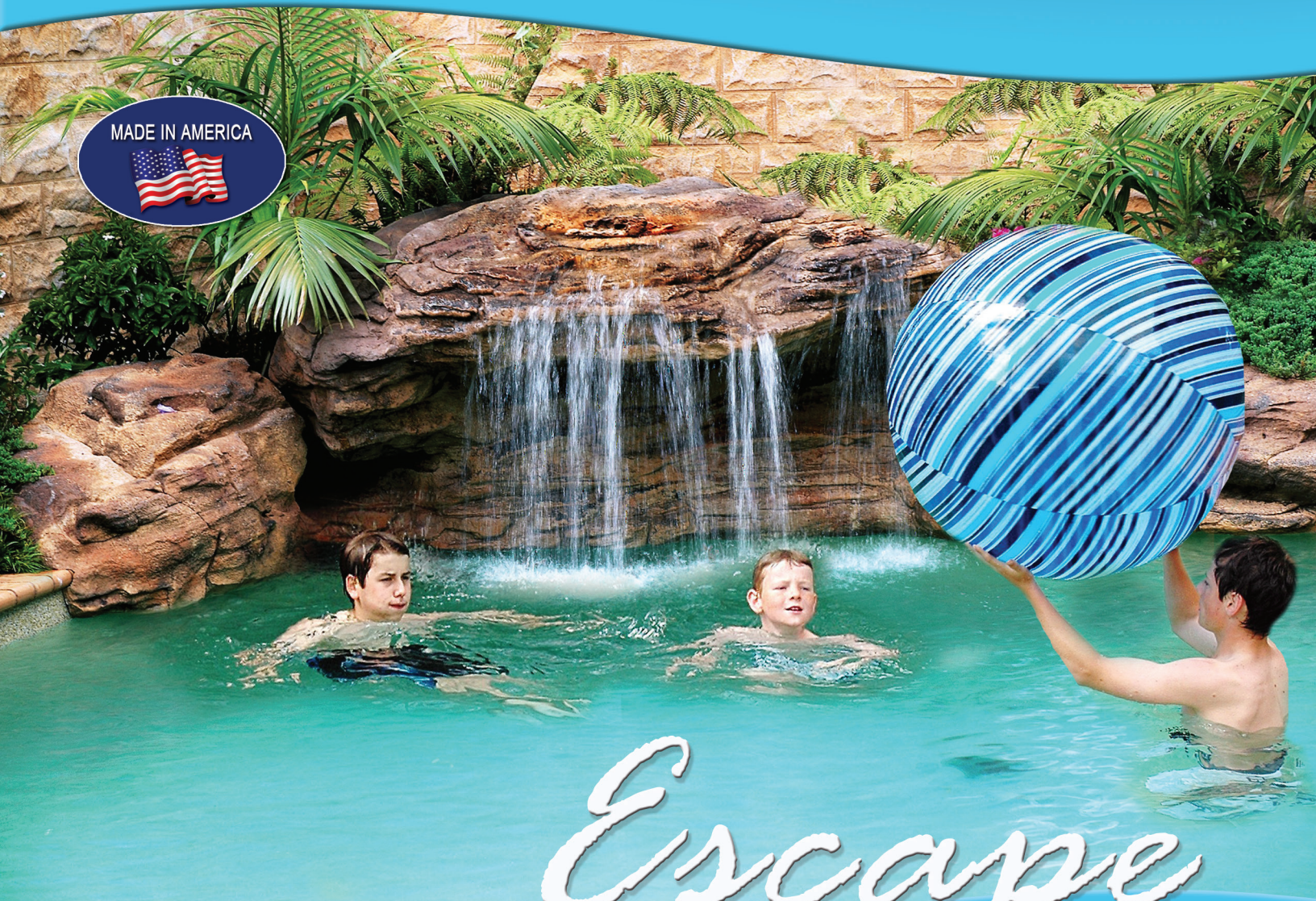




UNIVERSAL ROCKS

SO REAL, SO LIGHT, SO EASY



Escape
to your Backyard



The Light-weight Water Feature Specialists for your Swimming Pool

Tropicana



Tropicana Kit: PWK-014

Waterfall: PWF-014

L42" x W35" x H24" - 30 LBS

Edge Rocks: EDG-008, EDG-009

See pages 16 & 17 for dimensions

Somerset

Somerset Kit: PWK-011

Waterfall: PWF-016

L46" x W35" x H19" - 31 LBS

Edge Rocks: EDG-008, EDG-009

See pages 16 & 17 for dimensions



The Oasis

The Oasis Kit: PWK-008
Waterfall: PWF-003
L68" x W39" x H34" - 79 LBS
Edge Rocks: EDG-006, EDG-007
See pages 16 & 17 for dimensions



The Maldives



The Maldives Kit: PWK-007
Waterfall: PWF-004
L48" x W36" x H24" - 42 LBS
Edge Rocks: EDG-001, EDG-002
See pages 16 & 17 for dimensions



The Tahitian



The Tahitian Kit: PWK-013
Waterfall: PWF-002
L101" x W53" x H43" - 143 LBS
Edge Rocks: EDG-004, EDG-005
See pages 16 & 17 for dimensions



Beachcomber

Beachcomber Kit: PWK-005

Waterfall: PWF-015

L71" x W47" x H28" - 84 LBS


Edge Rocks: EDG-006, EDG-007

See pages 16 & 17 for dimensions





The Cascades



The Cascades Kit: PWK-006
Waterfall: PWF-009
L94" x W41" x H35" - 75 LBS
Edge Rocks: EDG-001, EDG-003
See pages 16 & 17 for dimensions

Spirit Falls



Spirit Falls Kit: PWK-012
Waterfall: PWF-012
L57" x W42" x H29" - 48 LBS
Edge Rocks: EDG-010, EDG-012
See pages 16 & 17 for dimensions





Malibu Falls

Malibu Falls Kit: PWK-015

Waterfall: PWF-023

L89" x W42" x H31" - 120 LBS

Edge Rocks: EDG-006, EDG-007

See pages 16 & 17 for dimensions



Serenity Medium

Serenity Medium Kit: PWK-009

Waterfall: PWF-011

L63" x W44" x H27" - 50 LBS

Edge Rocks:

EDG-001, EDG-002

See pages

16 & 17 for dimensions

Serenity Falls



Serenity Falls Kit: PWK-010

Waterfall: PWF-010

L61" x W45" x H36" - 88 LBS

Edge Rocks: EDG-006, EDG-007

See pages 16 & 17 for dimensions





Caribbean Falls

Caribbean Falls

Waterfall: PWF-030

L175" x W482" x H42" - 250 LBS



Sunset Grove

Sunset Grove Kit: PWK-001


Waterfall: PWF-017

L8' x W6' x H4' - 300 LBS

Accent Rocks: ACR-055, ACR-035

ACR-055: L43" x W20" x H22" - 30 LBS

ACR-035: L38" x W42" x H24" - 30 LBS



Sunset Grove with Edge

Sunset Grove with Edge Kit: PWK-003

Waterfall: PWF-018

L8' x W6' x H4' - 300 LBS

Edge Rocks: EDG-017, EDG-018

See pages 16 & 17 for dimensions



Grotto

- 2.5' Grotto: GRT-001
L11' x W7' x H2.5' - 330 LBS
- 4' Grotto: GRT-002
L11' x W7' x H4' - 350 LBS
- 5' Grotto: GRT-003
L11' x W7' x H5' - 440 LBS
- 6' Grotto: GRT-004
L11' x W7' x H6' - 470 LBS



• 4' Sunbake Falls: SBF-001

L12' x W9' x H4' - 750 LBS


• 5' Sunbake Falls: SBF-002

L12' x W9' x H5' - 850 LBS

• 6' Sunbake Falls: SBF-003

L12' x W9' x H6' - 950 LBS

Sunbake Falls



Venice Falls

Introducing our NEW Line of Modern Products...

Venice Falls Kit: PWF-028
L72" x W20" x H19" - 40 LBS

Cave & Edge Rock Installation Guide




Place waterfall & edge rocks in desired position.



3 Way Valve

Using a three way valve, connect a 1/2" flexible hose from the pool pump to the waterfall outlet. Dig hose under ground if needed. Test water flow.



To ensure a tight fit on your pool, mark shape of coping edge onto the rocks



Cut off excess rock with a sharp knife. Ensure this is done gradually to achieve a professional finish.



Replace rocks, then scribe with a pencil or chalk the outer edges onto the coping.



Using suitable sized blocks of wood, lift rock & position blocks under & against internal rock edges.



After determining blocks position, remove rock & outline in preparation for fastening.



Pre-drill holes into timber blocks & pool coping for insertion of bolts. 2-4 blocks per item may be needed.



Using stainless steel bolts, hammer through block into coping ensuring a structural installation.



Place rocks back over blocks & mark on pool edge to help guide where to drill screws into place.



Screw through rock into block. Stainless steel screws are advised to prevent rusting.



Installing the Waterfall.
Repeat same steps as edge rock installation.
Position waterfall, then remove.
Pre-mark outline of wooden blocks onto the pool coping.
Attach blocks using stainless steel bolts.



Replace waterfall into position, over secured wooden blocks.

Screw from outer edge of rock through to the internal fixed wooden blocks.
This will ensure a secure installation



Camouflaging Screw Heads




We suggest that you camouflage all screw heads on the waterfall and edge rocks with a silicone adhesive



Then simply throw onto the wet silicone, colored sands. This can be achieved by crushing similar authentic rock.

Handy Hints

- You **MUST** pre-run your water feature using your pool pump before securing into place as you may need to do some further trimming off the bottom edges to achieve a levelled water flow. A small amount of water will not give you the correct gage.
- We also recommend that you place a real rock or one of our smaller pump cover rocks over the water outlet as this helps to disperse the water flow evenly.
- Universal Rocks have proven to be durable since 1997, when correct chlorine & chemical levels are maintained. When and if higher levels are needed, simply lower the water level below rock overhang & do not run waterfall until levels have returned to normal.
- It is highly recommended that you do not climb or jump off Universal Rocks into your pool due to safety concerns.



EDG-001
L26" x W22" x H8"
Approx. Weight - 9.9 LBS

EDG-002
L28" x W17" x H8"
Approx. Weight - 7.7 LBS

EDG-003
L29" x W22" x H11"
Approx. Weight - 11 LBS

EDG-006
L32" x W23" x H11.5"
Approx. Weight - 14.3 LBS

EDG-007
L35.5" x W22" x H12"
Approx. Weight - 14.3 LBS

EDG-008
L20.5" x W14" x H10"
Approx. Weight - 5.5 LBS

EDG-009
L22.5" x W21.5" x H6"
Approx. Weight - 5.5 LBS

EDG-004
L59" x W35" x H14"
Approx. Weight - 28.6 LBS

EDG-005
L51" x W37" x H24"
Approx. Weight - 30.8 LBS


Edge Rocks



EDG-010
L23.5" x W16" x H9.5"
Approx. Weight - 5.5 LBS
6.5" overhang into pool



EDG-011
L24" x W15.5" x H8"
Approx. Weight - 5.5 LBS
6.5" overhang into pool



EDG-012
L27.5" x W26" x H6.5"
Approx. Weight - 7.7 LBS
6.5" overhang into pool



EDG-013
L34" x W20" x H10.5"
Approx. Weight - 11 LBS
6.5" overhang into pool




EDG-014
L46" x W18" x H10.5"
Approx. Weight - 12 LBS
6" overhang into pool

EDG-015
L46.5" x W20" x H10"
Approx. Weight - 13 LBS
4" overhang into pool



EDG-016
L63.5" x W26.5" x H11"
Approx. Weight - 22 LBS
4" overhang into pool



Rock Cooler: COL-001
L27" x W22.5" x H12.5" - 91BS

