



UNIVERSAL ROCKS

SO REAL. SO LIGHT. SO EASY.

LIGHT WEIGHT, DURABLE
STUNNINGLY REALISTIC
ROCK WATERFALLS

TROPICANA

SOMERSET

Tropicana Kit: PWK-014
L84" x W35" x H24" - 37 lbs



Somerset Kit: PKW-011
L88" x W30" x H19" - 40 lbs

OASIS



MALDIVES



Maldives Kit: PWK-007
L102" x W36" x H24" - 66 lbs



TAHITIAN



Tahitian Kit: PWK-013
L209" x W53" x H43" - 202 lbs



BEACHCOMBER



Beachcomber Kit: PWK-005
L138" x W47" x H28" - 112 lbs

CASCADES



Cascades Kit: PWK-006
L149" x W41" x H35" - 97 lbs

SPIRIT FALLS



Spirit Falls Kit: PWK-012
L107" x W42" x H29" - 62 lbs



MALIBU FALLS

Malibu Falls Kit: PWK-015
L89" x W42" x H31" - 120 lbs

SERENITY MEDIUM

Serenity Medium Kit: PWK-009
L117" x W44" x H27" - 73 lbs



SERENITY FALLS



Serenity Falls Kit: PWK-010
L128" x W45" x H36" - 112 lbs



CARIBBEAN FALLS

Caribbean Falls: PWF-030
L175" x W482" x H42" - 250 lbs





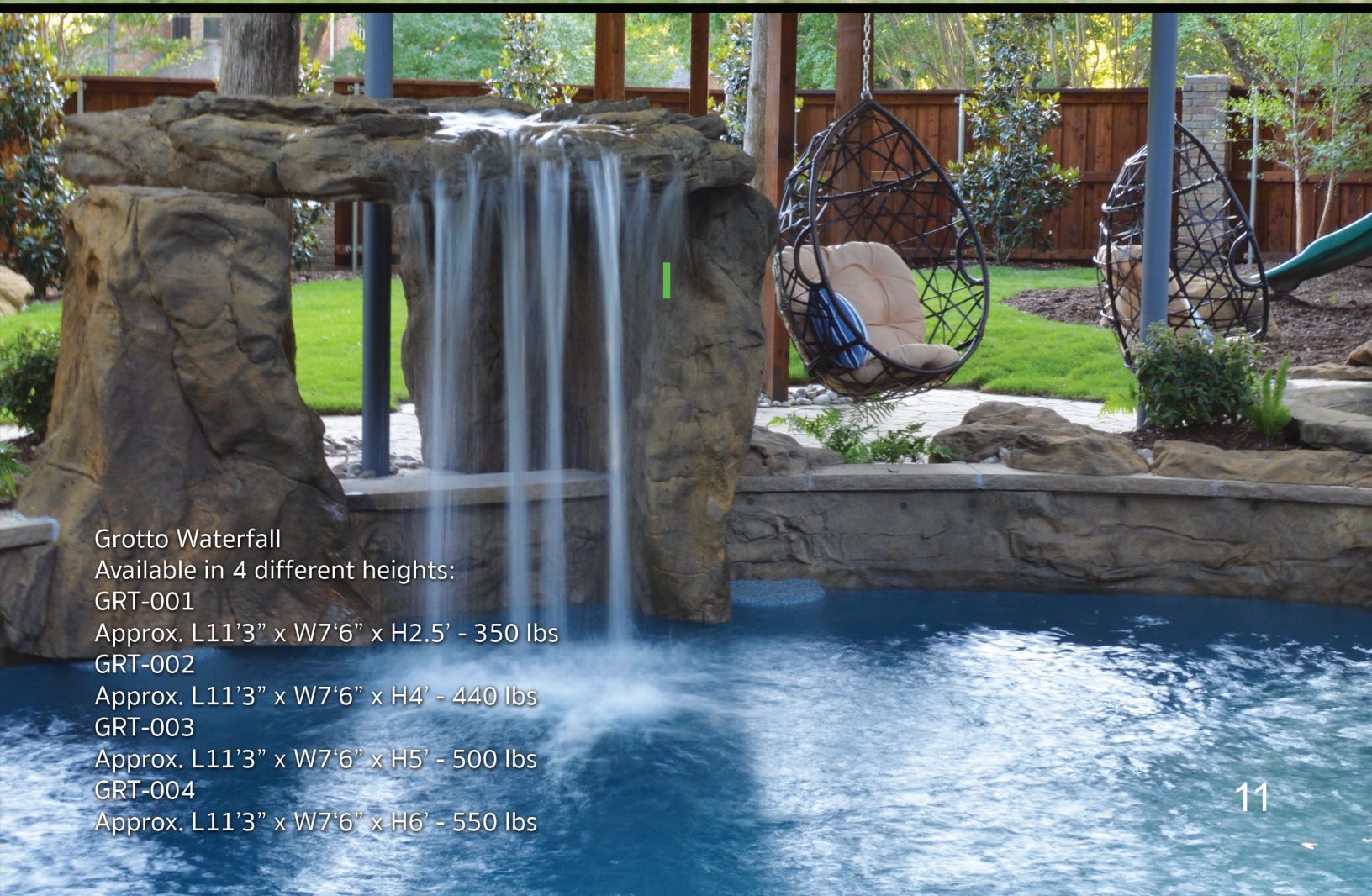
SUNSET GROVE



Sunset Grove Kit: PWK-001
L160" x W75" x H47" - 300 lbs

Sunset Grove with Coping Edge:
PWK-003
L8' x W6' x H4' - 300 lbs

GROTTO



Grotto Waterfall

Available in 4 different heights:

GRT-001

Approx. L11'3" x W7'6" x H2.5' - 350 lbs

GRT-002

Approx. L11'3" x W7'6" x H4' - 440 lbs

GRT-003

Approx. L11'3" x W7'6" x H5' - 500 lbs

GRT-004

Approx. L11'3" x W7'6" x H6' - 550 lbs



SUNBAKE FALLS



Sunbake Falls Waterfall
Available in 3 different heights:

SBF-001

Approx. L12' x W9' x H4' - 750 lbs

SBF-002

Approx. L12' x W9' x H5' - 850 lbs

SBF-003

Approx. L12' x W9' x H6' - 950 lbs





Venice Falls 9: PWF-031
Approx. L108" x W19½" x H18½" - 98 lbs



Venice Falls 6: PWF-029
Approx. L71 ½" x W19½" x H18½" - 66 lbs



Victoria Falls 9: PWF-032
Approx. L108" x W19½" x H37½" - 164 lbs




Victoria Falls 6: PWF-033
Approx. L71 ½" x W19½" x H32" - 100 lbs

ANGEL FALLS



Angel Falls Waterfall: PWF-034
Approx. L94" x W73" x H65" - 400 lbs
Stairs: L104" x W36" x H43"
Cave Ceiling Height: 31"
(Slide sold separately - rock panels available)

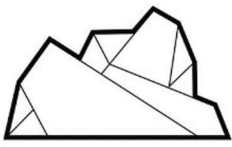


ROCK COOLER



Rock Cooler: COL-001
L27" x W22.5" x H12.5" - 9 lbs





UNIVERSAL ROCKS

Pool Waterfall Install Guide

Tools & Hardware Required: (This may vary depending on which waterfall you have).

3"
Exterior
Deck
Screws

3/8"
Concrete
Drill Bit (no
shorter than
6")

6-10' of
2" Spa
Flex

Appropriate
Size
Coupling
SCH 40

3/8" Wide
Anchors x 3"
Long Wedge
Anchors

PVC
Cutters or
Sawzall

Carpenter
Pencils or
Chalk

Hand Drill
or Impact
Drill

Hammer

x14 or more
Pressure-
Treated 2x4
Blocks (8"
Long)

PVC
Glue &
Cleaner

Hammer
Drill

Sharp
Straight
Edge Knife

UR Touch
Up Kit

Now that you have all your supplies to complete this installation, follow the instructions below. Steps may vary depending upon which waterfall you have and the curve of the pool.



2" PVC pipe should be coming out of the ground. Cut if needed - leave about 6" - 8".



Place waterfall and rocks where you would like to install it - over the 2" pipe.




If gap is visible on the sides, you will need to modify it.



Figure out where the rock edge touches the coping and even it out by cutting the rock with a sharp knife.



Check to see if it fits the coping evenly. If not, continue cutting.




Once you like where all the rocks are placed outline around the rocks using chalk or pencil.



After you have outlined the rocks in their correct place, flip the rock over, placing them behind the outlines.




This is what your outlines should look like.



Now you will place the blocks down where you will be screwing them into the concrete.
3 x blocks per edgerock & 5 or more for the waterfall.




You will now drill two holes on each block and through the concrete.



Vacuum up the excess dust from the wood blocks and the holes after you have finished drilling.




Line up your holes and hammer down the bolts into the holes you created.



With an impact drill you are going to fasten the nuts down on the bolts.



You will now draw lines outward from the blocks, so you know where to put your screws.



Prep PVC fittings and flex pipe to test everything will line up.



Depending on the size of the flex pipe, you will need to get the appropriate size coupling to make it fit in the elbow opening.



This is an example of a 1" flex pipe attached to a 2" reducer coupling.



You will now clean and glue the coupling and elbow. Now place coupling into the elbow.



Hold down the glued coupling for 10 + seconds.



Now place the glued elbow onto the stubbed up PVC pipe. Make sure to twist 1/4 turn to let out all the air bubbles within.




You will the glue the flex pipe to the coupling inside the elbow.



Clean and glue waterfall fitting as well as the other coupling.



Hold down coupling in the waterfall fitting for 10 + seconds.




Next, you will figure out how much flexi pipe you will need. Enough to make a loop like the image above.



Cut off excess flex pipe.



Glue flex pipe into coupling/fitting.



Put all flex pipe inside of waterfall and flip waterfall and rocks over. Place them over the mounted blocks.



Now you will screw from the outside of the rocks, directly into the blocks underneath.
(Hint: using your lines beforehand).



You will now put silicone/M-1 around the edges and screw heads.



Use a glove to spread out the silicone evenly.




Grab the paint brush, dip into the coloring and directly onto the spread silicone, camouflaging the spots.



Vacuum excess coloring.



Landscape around the pool, turn on your pool waterfall return line at your equipment and tadah!



EDG-001
L26" x W22" x H8"
Approx. Weight - 9.9 lbs

EDG-002
L28" x W17" x H8"
Approx. Weight - 7.7 lbs

EDG-003
L29" x W22" x H11"
Approx. Weight - 11 lbs

EDG-006
L32" x W23" x H11.5"
Approx. Weight - 14.3 lbs

EDG-007
L35.5" x W22" x H12"
Approx. Weight - 14.3

EDG-008
L20.5" x W14" x H10"
Approx. Weight - 5.5 lbs

EDG-009
L22.5" x W21.5" x H6"
Approx. Weight - 5.5 lbs

20
EDG-004
L59" x W35" x H14"
Approx. Weight - 28.6 lbs

EDG-005
L51" x W37" x H24"
Approx. Weight - 30.8 lbs

EDGE ROCKS



EDG-010
L23.5" x W16" x H9.5"
Approx. Weight - 5.5 lbs
6.5" overhang into pool



EDG-011
L24" x W15.5" x H8"
Approx. Weight - 5.5 lbs
6.5" overhang into pool



EDG-012
L27.5" x W26" x H6.5"
Approx. Weight - 7.7 lbs
6.5" overhang into pool



EDG-013
L34" x W20" x H10.5"
Approx. Weight - 11 lbs
6.5" overhang into pool



EDG-014
L46" x W18" x H10.5"
Approx. Weight - 12 lbs
6" overhang into pool

EDG-015
L46.5" x W20" x H10"
Approx. Weight - 13 lbs
4" overhang into pool



EDG-016
L63.5" x W26.5" x H11"
Approx. Weight - 22 lbs
4" overhang into pool



UNIVERSAL ROCKS

SO **REAL.** SO **LIGHT.** SO **EASY.**

HEAD OFFICE DALLAS
825 SHEPHERD DRIVE, GARLAND, TX 75042
EMAIL: info@universalrocks.com
PHONE: 972-412-7179
www.universalrocks.com