

2009 OWNERS MANUAL ADDENDUM

LX SERIES SPECIFICATIONS—BISCAYNE SPA MODEL

GENERAL

rev. 2009 / 01


Seating Capacity	6
Shell Material	Acrylic
Dimensions (Domestic)	90" (7'6") x 79" (6'7") x 36" (3')
Dimensions (Export)	229 cm. x 201 cm. x 92 cm.
Water Capacity	325 Gallons (1,230 liters)
Dry Weight	725 lbs. (329 kg.)
Skirt Material	PermaWood™ or Cedar
Water Flow	510 Gallons per Minute

WATER SYSTEM** (photo ref.)

Water Treatment System	OZ	Ozonator
Filter		25 sq. ft.
Slide Valves		6
MegaSwirl Jet	A	3
Large Euro Jet w/Eyeball	E	23
Mega'ssage Jet	G	7
Ozone Jet	O	2
Multi'ssage Jet	P	1
Rotopulse	R	2
Shower Head	SH	3
Aromatherapy	AT	1
Foot Jet	FM	2
Diverter Valves	V	2
Safety Suction	U	5
Mini Skimmer	K	1
Air Control	I	5
Spa Light	L	1
Drain Valve	5	1

ELECTRICAL SYSTEM

Pump Information	Reference Number	Domestic (60Hz)	Export (50Hz)
Pump #1 peak (continuous) HP	1	2.0 (1.0) HP	2.0 (1.0) HP
Pump #2 peak (continuous) HP	2	4.0 (2.0) HP	4.0 (2.0) HP
Pump #3 peak (continuous) HP	3	4.0 (2.0) HP	4.0 (2.0) HP
Air Bubbler	4	1.5 HP	1.5 HP
Electronics			
Electrical Can	6	Gecko XM Series	Gecko XM Series
Voltage		240	240
Amperage		50	2x16 / 1x32 / 3x16
Heater	H	4.0 KW	3.8 KW
Operation System			
Main Spa Side Control	7	Gecko 600 Series	Gecko 600 Series
Secondary Spa Side Control	8	Optional (100 Series)	Optional (100 Series)



SPECIAL FEATURES

Spa Pillows	3
Motion Glow™ Light	Standard
Stainless Steel Jetting	Optional
Waterfall Jet/Control Valve	WF, C
Illusion Lighting	Optional
SoundWave™ LX Audio	Optional*

** Not every jet is referenced. Each type of jet is noted for ease of identification. *Note location of audio components prior to install.

Equipment location relates to slimline design, AdvantagePack option has major components located beneath end cabinet.

All specifications are accurate at time of print. Manufacturer reserves the option to change product without prior notice. Dimensions are approximate.

2009 OWNERS MANUAL ADDENDUM

LX SERIES SPECIFICATIONS—RIO SPA MODEL

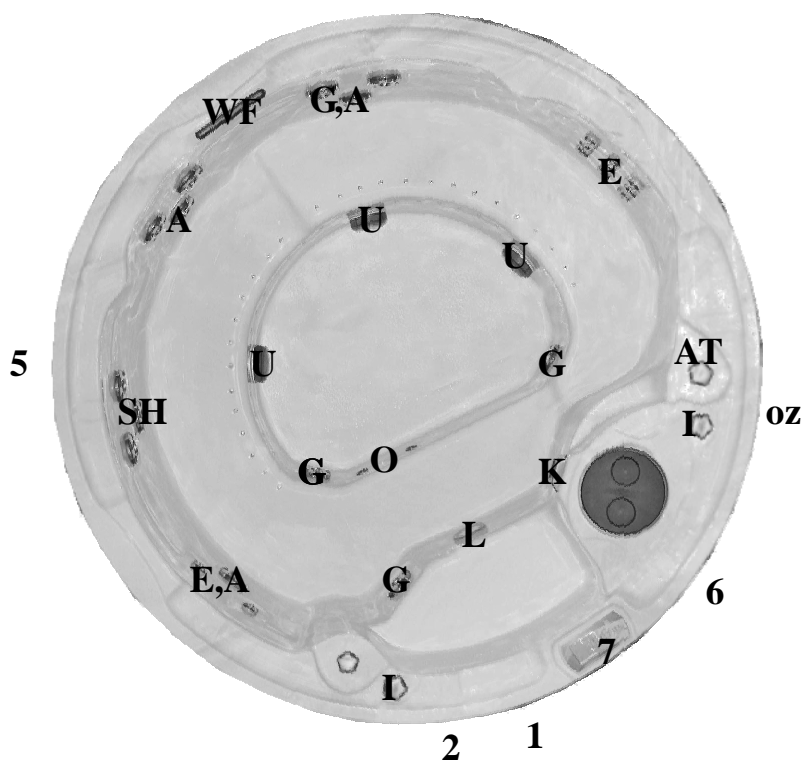
GENERAL

rev. 2009 / 01

Seating Capacity	6
Shell Material	Acrylic
Dimensions (Domestic)	82" (6'10") sq. x 37" (3'1")
Dimensions (Export)	208 cm. sq. x 94 cm.
Water Capacity	325 Gallons (1,230 liters)
Dry Weight	593 lbs (269 kg)
Skirt Material	PermaWood™ or Cedar
Water Flow	187 Gallons per Minute

WATER SYSTEM** (photo ref.)

Water Treatment System	OZ	Ozonator
Filter		25 sq. ft.
Slide Valves		6
MegaSwirl Jet	A	5
Large Euro Jet w/Eyeball	E	11
Mega'ssage Jet	G	5
Ozone Jet	O	2
Multi'ssage Jet	P	0
Rotopulse	R	0
Shower Head	SH	3
Aromatherapy	AT	1
Foot Jet	FM	0
Diverter Valves	V	2
Safety Suction	U	3
Mini Skimmer	K	1
Air Control	I	2
Spa Light	L	1
Drain Valve	5	1



SPECIAL FEATURES

Spa Pillows	4
Motion Glow™ Light	Standard
Stainless Steel Jetting	Optional
Waterfall Jet/ Control Valve	WF,C
Illusion Lighting	Optional
SoundWave™ LX Audio	Optional*


ELECTRICAL SYSTEM

Pump Information	Reference Number	Domestic (60Hz)	Export (50Hz)
Pump #1 peak (continuous) HP	1	2.0 (1.0) HP	2.0 (1.0) HP
Pump #2 peak (continuous) HP	2	4.0 (2.0) HP	4.0 (2.0) HP
Pump #3 peak (continuous) HP	3	4.0 (2.0) HP	4.0 (2.0) HP
Air Bubbler	4	1.5 HP	1.5 HP
Electronics			
Electrical Can	6	Gecko XM Series	Gecko XM Series
Voltage		240	240
Amperage		50	2x16 / 1x32 / 3x16
Heater	H	4.0 KW	3.8 KW
Operation System			
Main Spa Side Control	7	Gecko 600 Series	Gecko 600 Series
Secondary Spa Side Control	8	Optional (100 Series)	Optional (100 Series)

** Not every jet is referenced. Each type of jet is noted for ease of identification. *Note location of audio components prior to install.

Equipment location relates to slimline design, AdvantagePack option has major components located beneath end cabinet.

All specifications are accurate at time of print. Manufacturer reserves the option to change product without prior notice. Dimensions are approximate.



WARNING!

**REPLACE ALL
SAFETY SUCTION COVERS
EVERY 7 YEARS.**

**REPLACE WITH SIMILAR
APPROVED FITTINGS
AT SAME OR HIGHER
FLOW RATINGS.**

**REPLACEMENT
APPLIES TO
ALL SPA MODELS.**

